



48 All-Americans ■ 14 Bowl Games ■ 21 Conference Players of Year ■ 12 Conference Championships

MIDDLE TENNESSEE

BLUE RAIDER FOOTBALL

GAME 13

MIDDLE TENNESSEE (7-5; 4-4) VS SAN DIEGO ST. (7-5; 5-3)

Saturday, Dec. 24, 2022 ■ 7 PM CT ■ Honolulu, HI ■ T.C. Ching Complex (9,300)



BLUE RAIDERS

Head Coach: Rick Stockstill
Record at MT: 108-103-0
Career Record: 108-103-0
Conference: C-USA



AZTECS

Head Coach: Brady Hoke
Record at SDSU: 36-23 (5th)
Career Record: 101-81 (15th)
Conference: Mountain West

SERIES HISTORY

OverallFirst Meeting
Home0-0
Away0-0
StreakNA
Last MeetingFirst Meeting

TELEVISION: ESPN

Play-by-playMike Monaco
AnalystRod Gilmore
SidelineQuint Kessenich

NATIONAL RADIO: ESPN

Play-by-playKevin Winter
AnalystJack Ford

RADIO: BLUE RAIDER NETWORK

Local:WGNS 1450 AM/100.5 FM/101.9 FM
Nashville:.....The Game 102.5 FM/106.3 FM/97.5 FM
Play-by-playChip Walters (32nd season)
AnalystDuane Hickey (20th Season)
SpotterWayne Groce (42nd season)

SOCIAL MEDIA

Twitter/Instagram@MT_FB
FacebookBlue Raider Football

ATHLETIC COMMUNICATIONS

Address1672 Greenland Drive 37132
Phone615-898-2968
WebsiteGoBlueRaiders.com
Associate ADMark Owens
EmailMarkR.Owens@mtsu.edu
Office615-898-5057
Cell615-631-9520
Twitter@MarkOwens5
InstagramMarkOwens5
AssistantThomas Donley
Social Media Coordinator.....Matt Posey
Video Intern.....Evan Hicks
Video Intern.....Jordan Frazier
Video Intern.....Rory Hayes
Video StudentsEvan Hicks, Sam Wilde
Easton Smith, Cameron Stephens
Staff WriterSam Doughton
Athletic Comm. Asst.....Carson Herbert
Athletic Comm. Asst.....Austin Pert
Athletic Comm. Asst.....Braydin Sik
Photographer....Emily Cole, Kaitlyn Hungerford

STATISTICAL LEADERS (2022)

Run.....F. Peasant: 165 carries, 750 yds, 9 TDs
Pass ...C. Cunningham: 67.4%, 2920 yds, 19 TDs
Rec.....J. Lane: 59 rec, 829 yds, 4 TDs
ScoringZeke Rankin: 80 pts
TacklesTra Fluellen: 97
TFLJordan Ferguson: 16.0
SacksJordan Ferguson: 9.0

OPENING KICK

- ▶ MTSU ranks **3rd** nationally with **6** blocked kicks this year, which is the most since they had 6 in 2010.
- ▶ CB **Decorian Patterson's** six interceptions ranks 2nd nationally and equals the third-most ever in a season at MTSU.
- ▶ Punter **Kyle Ulbrich** leads C-USA and ranks **6th** nationally in punting with a career-best 46.2 yard average.
- ▶ MTSU, which led the nation last year with 32 turnovers gained, has forced **25** in 12 games this season to rank **6th** nationally.
- ▶ MTSU will have **17** current players on its roster playing the bowl game with a degree in hand. The student-athletes are Yusuf Ali, Darius Bracy, Jordan Branch, Jonathan Butler, Chase Cunningham, Christian Dixon, Jordan Ferguson, Izaiah Gathings, Richard Kinley, Jordan Palmer, Teldrick Ross, Jahlil Ryles, Jordan Starling, Jeremy Tate, Marquel Tinsley, Kyle Ulbrich, and Ja'Kerrius Wyatt.
- ▶ MTSU is **46-32** all-time in C-USA play (2018 title game not included).
- ▶ **Consecutive Starts:** K. Ulbrich (38), J. Ferguson (34).
- ▶ Under Rick Stockstill, the Blue Raiders have been involved in 27 games that were decided in the final minute of regulation or overtime. The team is 16-11 in those games and have won 12 of the last 17.
- ▶ In 211 games under Rick Stockstill, the Blue Raiders are **+36** in turnover margin.
- ▶ MTSU has scored 30 or more points **94** times in 213 games under Rick Stockstill.
- ▶ Between Rick Stockstill (17), Tommy West (15), Mitch Stewart (-4) and Scott Shafer (3) the MTSU staff has a combined **39** years of head coaching experience with all but one year at the FBS level.
- ▶ The 2022 season is the **108th** for Blue Raider football and the 24th at the FBS level.



Jordan Ferguson, who has played in 57 career games, enters the bowl needing just one sack to become MTSU's all-time leader. His 22.0 sacks ties for 13th among active NCAA FBS players.

FERGUSON IN CAREER TOP 5

Sacks	Player	Years
22.5	Erik Walden	2004-07
22.0	Jordan Ferguson	2017-Pre.
22.0	Leighton Gasque	2010-14
20.5	DQ Thomas	2017-21
20.5	Jamari Lattimore	2008-10
17.0	Khalil Brooks	2015-19
15.0	Anthony McCord	1993-96
14.0	Tavares Jones	2004-07

TFL	Player	Years
53.0	DQ Thomas	2017-21
46.0	Dennis Mix	1979-82
44.5	Jordan Ferguson	2017-Pre.
40.0	Erik Walden	2004-07
38.0	Khalil Brooks	2015-19
36.0	Anthony Hicks	1992-96
34.0	T.T. Barber	2012-15
33.0	Anthony McCord	1993-96
32.5	Danny Carmichael	2006-09
30.0	Jamari Lattimore	2008-10

2022 SCHEDULE

at JMU Sept. 3 L, 7-44 ESPN+	at CSU Sept. 10 W, 34-19 Evoca	TSU Sept. 17 W, 49-6 ESPN+	at #25 Miami, FL Sept. 24 W, 45-31 ACCN	UTSA Sept. 30 L, 30-45 CBS SN	at UAB Oct. 8 L, 14-41 Stadium	WKU Oct. 15 L, 17-35 ESPN+	at UTEP Oct. 29 W, 24-13 ESPN+	at LA Tech Nov. 5 L, 24-40 ESPN+	Charlotte Nov. 12 W, 24-14 ESPN3	FAU Nov. 19 W, 49-21 ESPN+	at FIU Nov. 26 W, 33-28 ESPN3

QUICK FACTS

UNIVERSITY INFORMATION

Location.....Murfreesboro, TN 37132
 Founded.....1911
 Enrollment.....20,857
 Conference.....Conference USA
 Nickname.....Blue Raiders
 Colors.....Royal Blue and White
 President.....Sidney McPhee
 Alma Mater.....Prairie View, 1976
 Director of Athletics.....Chris Massaro
 Alma Mater.....Northern Colorado, 1983
 Faculty Representative.....Rick Cottle
 NCAA Division.....FBS (17 sports; 8M/9W)
 Band.....Band of Blue

FOOTBALL INFORMATION

First Year of Football.....1911
 First Year of I-A (FBS) Football.....1999
 Overall Record (Years).....603-455-28 (107)
 Bowl Game Record.....5-8
 Last Bowl Game.....2021 (Bahamas Bowl)
 Stadium.....Johnny Floyd (Horace Jones Field)
 Year Opened.....1933
 Capacity.....30,788
 Record at Floyd Stadium.....307-129-13
 Playing Surface.....Synthetic Turf, 2014
 2021 Record.....7-6 (4-4 C-USA/4th in East)
 Offense.....Multiple
 Defense.....4-3 Multiple
 Lettermen Returning/Lost.....37/26
 Lost.....17 offense, 9 defense, 0 specialists
 Returning.....11 offense, 22 defense, 4 specialist
 Offensive Starters Returning/Lost.....3/8
 Defensive Starters Returning/Lost.....6/5

FOOTBALL STAFF

Head Coach.....Rick Stockstill (FSU, 1982)
 MT Record: 108-103
 Career Record: Same
 Offensive Coordinator.....Mitch Stewart
 Offensive Line/RGC.....Mike Polly
 Quarterbacks/PGC.....Brent Stockstill
 Tight Ends/H-Back.....Rick Mallory
 Running Backs.....Jeff Beckles
 Wide Receivers.....Shane Tucker
 Defensive Coordinator/Safeties.....Scott Shafer
 Defensive Line.....Tommy West
 Cornerbacks/STC.....Kenneth Gilstrap
 Linebackers/RC.....Dustin Royston
 Director of Football Operations.....Brent Brock
 Director of Player Personnel.....Nic Woodley
 Strength Coach.....Matt Hickmann
 Associate AD/Sports Medicine.....Keith Bunch
 Video Coordinator/Ops.....Erik Bartlett
 Assoc. AD/Equipment Manager.... Larry Maples
 Offensive GA.....Maurquice Shakir
 Offensive GA.....I'Tavius Mathers
 Defensive GA.....Peyton Veraldi
 Defensive GA.....Coley Crowley
 Special Teams Analyst.....Cam Curtis
 Offensive Analyst.....Riley Larkin
 Defensive Analyst.....Blake Catlett
 Director of Recruiting.....Austin Cochran
 Administrative Aid.....Jan Worley
 Team Security.....Scott Miller, Brenna Smith

A LOOK AT THE SERIES

► The Blue Raiders and Aztecs will be meeting in football for the first time.

BOWL HISTORY

► The Hawai'i Bowl will mark the **14th** bowl Middle Tennessee has participated in during its football history but **10th** in the FBS era. MT faced Central Michigan in the 2006 Motor City Bowl (lost 31-14), then defeated Southern Miss (42-32) in the 2009 New Orleans Bowl. MT went on to the 2011 GoDaddy.com Bowl where they fell to Miami (OH) (35-21) before falling to Navy in the 2013 Armed Forces Bowl (24-6). MT lost to W. Michigan in the 2015 Bahamas Bowl (45-31) and fell to Hawaii in the 2016 Hawaii Bowl before winning the 2017 Camelina Bowl and later falling to Appalachian State in the New Orleans Bowl in 2018. The Blue Raiders defeated Toledo in the 2021 Bahamas Bowl, 31-24. Prior to the FBS era, the Raiders competed in the 1956 Refrigerator Bowl, the 1960 and 1961 Tangerine Bowl, and the 1964 Grantland Rice Bowl.

CURTIS NAMED CFN FRESHMAN ALL-AMERICAN

► The 2022 College Football News Freshman All-American Team was announced in early December and Middle Tennessee's Devyn Curtis was chosen for the Third Team. Curtis, a linebacker from nearby Nashville, Tenn., turned in a solid season in his first campaign as a full-time starter. He ended the regular season fifth on the team with 50 total stops to go with two tackles for loss, a sack, a fumble recovery and one forced fumble. An 11-game starter this year, Curtis was second among all linebackers with 504 snaps played. In a critical game against Charlotte, the freshman registered six tackles to go with a sack, a forced fumble and a pass breakup. Curtis becomes the eighth Freshman All-American in school history and the seventh under Rick Stockstill. He is the first on the defensive side of the ball since Kevin Byard in 2012.

FERGUSON EMBARKING ON SACK RECORD

► Redshirt senior Jordan Ferguson is on the verge of becoming MTSU's all-time sack leader. The Atlanta, Ga., native enters the bowl game with **22.0** career sacks which stands second on the all-time list and ranks tied for 13th among all active NCAA FBS players. He needs **one** more to takeover the career record from Blue Raider Hall of Famer Erik Walden (22.5 from 2004-07). Ferguson has **9.0** sacks on the season which matches his career-high and ranks third-most on the single-season list at MTSU.

COMING IN HOT

► QB Chase Cunningham, who had to miss last year's bowl game with a season-ending injury, is coming into the postseason on an uptick. After missing the Charlotte game with an injury, Cunningham has been on fire the last two contests. In the two games, Cunningham has completed 69 of 96 (.719) passes for 727 yards and five touchdowns to just one interception. The Knoxville native has a career-high **2,920** passing yards this season and can become just the second different Blue Raider to top 3,000 yards in a season (Brent Stockstill did it three times). Cunningham also enjoyed multiple 400-yard passing games to become just the second Blue Raider to accomplish that feat for a career and season.

PATTERSON IS NO. 2 NATIONALLY

► Junior Decorian Patterson enters the bowl game ranking second nationally in interceptions with six. He is just one behind the national leader. The six picks is a new single-season high for Patterson and goes down as tied for the third most in school history. Four of his six interceptions have come on the road.

ROSS SHINING IN SECONDARY

► Junior cornerback Teldrick Ross is quietly having a record-breaking season in the Blue Raider secondary. Ross leads C-USA and ranks 3rd nationally with **19** passes defensed (18 pass breakups, 1 INT). The Macon, Ga., native has 12 pass breakups combined over the last four games and 18 for the season. The **18** pass breakups is a new single-season record at MTSU and the 19 passes defensed ranks tied for second.

WATCH LIST RAIDERS

Bednarik: Jordan Ferguson
Ray Guy: Kyle Ulbrich
Lombardi: Jordan Ferguson
Paul Hornung: Jaylin Lane
Shrine Bowl: Jordan Ferguson, Izaiah Gathings
Wuerffel Trophy: Jordan Ferguson
Johnny Unitas: Chase Cunningham

MOST WINS BY ACTIVE FBS COACH - ALL AT THE SAME SCHOOL

1. Dabo Swinney, Clemson 161
2. Mike Gundy, Oklahoma St. 156
3. Kyle Whittingham, Utah 154
4. Troy Calhoun, Air Force 120
5. Pat Fitzgerald, Northwestern 110
- 6. Rick Stockstill, MT 108**
7. Kirby Smart, Georgia 79
8. Mark Stoops, Kentucky 66




2022 TEAM CAPTAINS




YUSUF ALI



CHASE CUNNINGHAM



JORDAN FERGUSON



JAYLIN LANE



JA'KERRIUS WYATT

RAIDERS RECORD WHEN ...

2022

At Home.....	3-2
On the Road.....	4-3
Neutral Site.....	0-0
vs C-USA Opponents.....	4-4
vs Non-Conference.....	3-1
vs Ranked Opponents.....	1-0
vs In-State Opponents.....	0-0
In September.....	3-2
In October.....	1-2
In November.....	3-1
In December.....	0-0
On CBS SN.....	0-1
On Stadium.....	0-1
On EVOCA.....	1-0
On ESPN.....	0-0
On ACC Network.....	1-0
On ESPN+.....	3-3
On ESPN3.....	2-0
Afternoon Games.....	4-3
Night Games.....	3-2
Decided by 7 or less.....	1-0
Winning Coin Toss.....	2-3
Losing Coin Toss.....	5-2
Scoring First.....	6-0
Opponent Scores First.....	1-5
Leading at Halftime.....	5-0
Tied at Halftime.....	1-0
Trailing at Halftime.....	1-5
Leading after 3 Quarters.....	6-0
Tied after 3 Quarters.....	1-0
Trailing after 3 Quarters.....	0-5
In Overtime.....	0-0
Scoring 30+ Points.....	5-1
Scoring 20-29 Points.....	2-1
Scoring 0-19 Points.....	0-3
Allowing 30+ Points.....	1-5
Allowing 20-29 Points.....	2-0
Allowing 0-19 Points.....	4-0
Outrushing Opponent.....	6-1
Getting Outrushed.....	1-4
Pass for More Yards.....	5-0
Pass for Fewer Yards.....	2-5
Outgaining Opponent.....	5-0
Getting Outgained.....	2-5
Win Time of Possession.....	4-0
Lose Time of Possession.....	3-5
Fewer Penalty Yards.....	4-5
More Penalty Yards.....	3-0
Win Turnover Battle.....	5-2

LANE LEADING RECEIVERS

► Sophomore Jaylin Lane, who missed the JMU and Charlotte games with an injury, is enjoying a solid season. In his last eight games combined (missed most of second half vs LT with injury), Lane has **52** receptions for **728** yards and four touchdowns and is averaging 82.9 yards per game to rank **29th** nationally. Lane enjoyed a career game against UTSA when he equaled his personal-best with 10 grabs for a career-high 179 yards. He also owns **1,068** all-purpose yards in his last eight games combined.

DISRUPTIVE DEFENSE

► The Blue Raider defense, anchored by a strong group up front, is back to their disruptive ways. The unit enters the bowl game ranked in the top 5 nationally in four categories. The defense is **No. 2** in red zone defense (.674), **No. 3** in interceptions (17), **No. 4** in defensive touchdowns (4) and **No. 6** in turnovers gained (25).

RAIDERS LED NATION IN TURNS- OVERS GAINED; BACK AT IT AGAIN

► The Middle Tennessee defense, which **owns 25 forced turnovers in 2022**, enjoyed one of its best seasons ever in forcing turnovers in '21. The unit led the nation with 32 turnovers gained, which went down as the most by an MTSU team since the 2013 squad had 33 (also had 33 in 2009). Broken down, the Blue Raiders gained 15 fumble recoveries and 17 interceptions. The 15 fumble recoveries were the most since getting 18 in 2013 and the 17 picks went down as the most since 2015 (17). **In 2022, MTSU has 17 interceptions and eight fumble recoveries.**

MOST WINS BY ACTIVE FBS COACH

1. Nick Saban, Alabama	279
2. Mack Brown, UNC	274
3. Brian Kelly, LSU	272
4. Kirk Ferentz, Iowa	197
5. Willie Fritz, Tulane	196
6. Chris Creighton, EMU	184
7. Terry Bowden, ULM	178
8. Jerry Kill, NMSU	163
9. Dabo Swinney, Clemson	161
10. Mike Gundy, Oklahoma St.	156
Craig Bohl, Wyoming	156
12. Lance Leipold, Kansas	154
Kyle Whittingham, Utah	154
14. Dave Clawson, Wake Forest	148
15. Jim Harbaugh, Michigan	132
16. Jimbo Fisher, Texas A&M	122
17. Troy Calhoun, Air Force	120
18. Chuck Martin, Miami, Ohio	119
19. Pat Fitzgerald, Northwestern	110
Bret Bielema, Illinois	110
21. Rick Stockstill, MTSU	108
22. Mike Houston, ECU	102
23. Brady Hoke, San Diego St.	101
24. Jeff Monken, Army	99

2022 MISCELLANEOUS INFO

Opp.	Coin Toss	Kickoff/Receive	First Poss.	Game Length	Jersey	Pants	Helmet	Result
JMU	Won	Kickoff	Punt	3:25	White	Blue	Silver	L, 7-44
CSU	Lost	Kickoff	Punt	3:25	White	Gray	Silver	W, 34-19
TSU	Won	Kickoff	INT	3:24	Blue	White	White	W, 49-6
Miami	Lost	Receive	Punt	3:41	White	White	Silver	W, 45-31
UTSA	Lost	Receive	Punt	3:36	Black	Gray	Black	L, 30-45
UAB	Won	Kickoff	Punt	3:17	White	Blue	White	L, 14-41
WKU	Lost	Receive	Punt	3:35	Blue	Gray	Gray	L, 17-35
UTEP	Lost	Receive	FG	3:13	White	White	Black	W, 24-13
LA Tech	Won	Kickoff	Punt	3:35	White	Gray	White	L, 24-40
Charlotte	Won	Kickoff	Punt	3:17	Blue	Blue	White	W, 24-14
FAU	Lost	Receive	TD	3:17	Black	White	Black	W, 49-21
FIU	Lost	Receive	FG	3:26	White	White	White	W, 33-28
SDSU								

200-YARD RUSHING GAMES
(SINCE 2006)

■ vs FAU (11/26/16).....	495
■ vs FIU (10/26/19).....	471
■ vs FIU (11/7/09).....	385
■ vs Austin Peay (9/11/10).....	353
■ vs WKU (9/13/14).....	323
■ vs ODU (11/25/17).....	320
■ vs Missouri (10/22/16).....	311
■ vs FAU (11/22/14).....	310
■ vs Marshall (10/24/13).....	308
■ vs UTEP (11/30/13).....	304
■ vs FAU (9/8/12).....	302
■ vs FAU (9/21/13).....	296
■ vs FAU (11/27/10).....	287
■ vs UL (11/14/09).....	287
■ vs Charlotte (9/19/15).....	280
■ vs ODU (9/26/14).....	280
■ vs FAU (11/4/06).....	271
■ vs WCU (8/29/13).....	270
■ vs Louisville (9/6/07).....	265
■ vs GT (9/29/12).....	264
■ vs FIU (11/13/21).....	261
■ vs Memphis (10/13/07).....	260
■ vs UTEP (11/29/14).....	259
■ vs UAB (11/2/13).....	259
■ vs FIU (10/13/12).....	256
■ vs FIU (11/9/13).....	249
■ vs WKU (11/2/18).....	246
■ vs AAMU (9/3/16).....	246
■ vs Southern Miss (11/23/13).....	246
■ vs ULM (10/23/10).....	244
■ vs Bowling Green (9/23/17).....	243
■ vs Southern Miss (12/20/09).....	243
■ vs Jackson State (9/5/15).....	242
■ vs Southern Miss (10/4/14).....	239
■ vs FAU (10/31/09).....	239
■ vs TSU (9/7/19).....	237
■ vs North Texas (11/22/08).....	237
■ vs ASU (11/2/10).....	236
■ vs UAB (10/18/14).....	229
■ vs WKU (10/24/09).....	229
■ vs Savannah State (8/30/14).....	228
■ vs WKU (11/1/12).....	224
■ vs TSU (9/17/22).....	223
■ vs Charlotte (11/19/16).....	221
■ vs UL (9/25/10).....	217
■ vs Charlotte (11/2/19).....	215
■ vs ULM (10/21/06).....	215
■ vs USA (11/17/12).....	212
■ vs North Texas (9/30/06).....	212
■ vs ASU (11/11/06).....	211
■ vs UTEP (11/4/17).....	210
■ vs Marshall (10/2/21).....	209
■ vs ODU (10/27/18).....	208
■ vs Miami, OH (1/6/11).....	208
■ vs WKU (10/6/11).....	206
■ vs ASU (10/20/07).....	205
■ vs Charlotte (11/11/17).....	202
■ vs Marshall (11/7/2015).....	201
■ vs FIU (10/17/15).....	200

ULBRICH IS ALL-TIME LEADER

► Punter Kyle Ulbrich, a Ray Guy Award candidate, enters the bowl game as the programs all-time leader in punting average at 44.13 yards a boot (217-9577). **He also currently leads C-USA and ranks 6th nationally with a 46.2 average.** The senior set the MT single-season record last year with an average of 44.36 yards a punt. The Mentor, Ohio native is the only player all-time at MT to have three 70 yards or longer punts. In win over Miami, he averaged a career-best 51.8 yards a punt and had punts of 66, 59 and 52 yards. He matched the 51.8 yards a punt at UAB with three more inside the 20. Ulbrich added a personal-best 447 yards against WKU while putting four more inside the 20.

DEFENSE LIKES THE ENDZONE

► In 2021, the Blue Raider defense had a knack of forcing turnovers but was equally impressive in reaching the endzone. The defense scored **six** times to share the national lead with Nevada and Ohio State. The defense scored on three interceptions and three fumble returns. The six scores were the most by a Blue Raider defense in the FBS era which started in 1999. **The unit has 12 scores in the last three years combined, including four after 12 games in 2022.**

BLOCK PARTY

► Under Rick Stockstill, the Blue Raiders own **54** total blocked kicks in 211 games. That total breaks down as 27 field goals, 21 punts and six PATs. MTSU has at least one blocked kick in all 17 years under Stockstill. The Blue Raiders, who have six blocked kicks this year to rank **3rd** nationally, had four blocked kicks last year to rank **tied for 10th** nationally. The six blocks are the most by the Blue Raiders since they had six rejections in 2010.

6TH & 5TH YEAR PLAYERS

► Middle Tennessee is playing the 2022 campaign with a total of 15 players who will be in their fifth or sixth year of college. The Blue Raiders have six, sixth year players and nine, fifth year players. The six year players are Yusuf Ali, Darius Bracy, Chase Cunningham, Christian Dixon, Jordan Ferguson and Ja'Kerrius Wyatt. The fifth year players are Jordan Branch, Tyler Falvey, Izaiah Gathings, Decorian Patterson, Teldrick Ross, Jahliil Ryles, Jalen Rayam, Jorden Starling and Jeremy Tate.

RED ZONE UPDATE

► Dating back to 2019, Middle Tennessee has scored **125** times in their last **148** red zone appearances. The Blue Raiders went **37-for-45** in 2021 and finished 14-for-17 in their last four games combined. In the seven wins last season MTSU went **26-for-30** in the red zone. MTSU is **41-for-51** in 2022.

12 of 17

► In 17 complete years under Rick Stockstill, Middle Tennessee has reached bowl eligibility **12** times and 11 times in the last 14 years. The Blue Raiders have been bowl eligible under Stockstill in 2006, 2009, 2010, 2012, 2013, 2014, 2015, 2016, 2017, 2018, 2021 and 2022.

WINNING TURNOVER BATTLE

► Winning the turnover battle is critical in collecting victories in football. Under Rick Stockstill, MTSU has a mark of **72-23** when winning the turnover battle and is **59-12** during bowl eligible years (2006, 2009, 2010, 2012, 2013, 2014, 2015, 2016, 2017, 2018, 2021, 2022). Over the last **132** games (since 2012), MTSU is **47-12** when winning the turnover battle.

TOP OFFENSIVE GAMES
(SINCE 2006)

Yards	Opponent	Points
757	FAU (2016)	77
681	AAMU (2016)	55
659	Charlotte (2015)	73
654	Austin Peay (2010)	56
646	WKU (2009)	62
629	UTEP (2013)	48
615	FAU (2022)	49
605	WKU (2016)	43
605	JSU (2015)	70
604	TSU (2019)	45
595	Missouri (2016)	51
587	FIU (2009)	48
586	ODU (2017)	41
585	Marshall (2013)	51
583	Southern Miss (2014)	37
582	Troy (2011)	35
563	UTSA (2020)	35
556	FIU (2013)	48
555	Louisville (2007)	42
554	Marshall (2015)	27
553	LA Tech (2016)	38
542	Hawaii (2016)	35
541	WKU (2014)	50
539	ODU (2014)	41
533	BGSU (2017)	24
523	FIU (2012)	34
519	SSU (2014)	61
510	Georgia Tech (2012)	49
507	Miami (2022)	45
506	Louisiana (2009)	34
502	Charlotte (2021)	39



C-USA STANDINGS

	Overall	C-USA
UTSA	11-2	8-0
North Texas	7-6	6-2
WKU	8-5	6-2
Middle Tennessee	7-5	4-4
UAB	6-6	4-4
FAU	5-7	4-4
Rice	5-7	3-5
UTEP	5-7	3-5
Louisiana Tech	3-9	2-6
FIU	4-8	2-6
Charlotte	3-9	2-6

UPCOMING SCHEDULE

Hometown Lenders Bahamas Bowl

Friday, December 16
UAB vs. Miami (OH) (ESPN)

Duluth Trading Cure Bowl

Friday, December 16
UTSA vs. Troy (ESPN)

LendingTree Bowl

Saturday, December 17
Rice vs. Southern Miss (ESPN)

Frisco Bowl

Saturday, December 17
North Texas vs. Boise State (ESPN)

R+L Carriers New Orleans Bowl

Wednesday, December 21
WKU vs. South Alabama (ESPN)

MT PLAYERS OF THE WEEK

Game	Offense	Defense	Specialist
JMU	Ali	Ferguson	Ferguson
CSU	Cunningham	Fluellen	Rankin
TSU	Peasant	Curtis	Sudderth
Miami	Cunningham	Wood	Ulbrich
UTSA	Lane	Patterson	Lane
UAB	Gathings	Curtis	Lane
WKU	Peasant	Fluellen	Mency
UTEP	Lane	Hughes	Ulbrich/Payne
LT	Peasant	Ferguson	Fluellen
CHA	Vattiato	Fluellen	Patterson/Cook
FAU	Cunningham	Dixon	Mency/Ferguson
FIU	Bracy	Patterson/Francis	Deonte S.

MT LINEMEN OF THE WEEK

Game	Offense	Defense
JMU	Palmer	Cook
CSU	Falvey	Dunnigan
TSU	Kelly	Branch
Miami	Porcher	Ferguson
UTSA	Falvey	Wood
UAB	Ellis	Cook
WKU	Graham	Ferguson
UTEP	Rutledge	Ferguson
LT	Palmer	Cook
CHA	Kelly	Cook
FAU	Palmer	Cook
FIU	Graham	Ferguson

C-USA PLAYERS OF THE WEEK

Offense: Chase Cunningham 9/26, 11/21

Defense: Quindarius Dunnigan 9/12;
Zaylin Wood 9/26; Teldrick Ross 11/21; Jakobe Thomas 11/28

MIDDLE TENNESSEE BLOCKED KICKS IN FBS ERA

Totals: 74 in 290 games (34 FGs, 27 punts, 13 PATs)

Totals under Stockstill: 54 in 211 games (27 FGs, 21 punts, 6 PATs)

2000 (1 punt, 0 PAT, 0 FG)

Louisiana Tech - Punt (Michael Woods) hW

2001 (1 punt, 1 PAT, 1 FG)

ULM - PAT (Kareem Bland) aW
ASU - Punt (Chris Johnson) hW
Connecticut - FG (Kareem Bland) hW

2002 (2 punt, 2 PAT, 1 FG)

Tennessee - FG (Jerry Vanderpool) aL
ULM - Punt (Joey Montalbano) hW
North Texas - Punt (Thomas Johnson) hL
North Texas - PAT (Kareem Bland) hL
North Texas - PAT (Kareem Bland) hL

2003 (0 punt, 3 PAT, 0 FG)

Clemson - PAT (Pierre Ingram) aL
Missouri - PAT (Pierre Ingram) aL
Troy - PAT (Thomas Johnson) hW

2004 (0 punt, 1 PAT, 3 FG)

Akron - FG (Jerry Vanderpool) aW
FAU - FG (Sean Mosley) hL
Louisiana - FG (Pierre Ingram) aL
Troy - PAT (Roy Polite) aL

2005 (2 punt, 0 PAT, 2 FG)

North Texas - FG (Jeff Littlejohn) hL
Vanderbilt - FG (Jeremiah Weaver) aW
ASU - Punt (Sean Mosley) hW
Troy - Punt (Sean Mosley) aW

2006 (0 punt, 0 PAT, 1 FG)

Troy - FG (Justin Rainey) hL

2007 (2 punt, 0 PAT, 0 FG)

FAU - Punt (Jeremy Kellem) aL
North Texas - Punt (Michael Cannon) aW

2008 (1 punt, 1 PAT, 1 FG)

UK - FG (Alex Suber) aL
ULM - Punt (Jeremy Kellem) hW
ULM - PAT (Emmanuel Perez) hW

2009 (3 punt, 0 PAT, 5 FG)

Maryland - FG (Chris McCoy) aW
North Texas - FG (Rod Issac) aW
FAU - Punt (SaCoby Carter) aW
FAU - FG (Marcus Udell) aW
FAU - Punt (Jeremy Kellem) aW
FIU - Punt (Jeremy Kellem) hW
FIU - FG (Dwight Smith) hW
ASU - FG (Brandon Perry) hW

2010 (0 punt, 2 PAT, 4 FG)

Louisiana - FG (Derrek Upshaw) aW
Troy - FG (Jamari Lattimore) hL
ASU - PAT (Dwight Smith) aL
WKU - PAT (Jamari Lattimore) aW
WKU - FG (Jarrett Crittenton) aW
Miami, OH - FG (Derek Upshaw) nL

2011 (3 punt, 0 PAT, 2 FG)

Troy - Punt (Reginald Farmer) aL
WKU - FG (Darin Davis) hL
WKU - FG (Shubert Bastien) hL
FAU - Punt (Terrence Coleman) aW
ASU - Punt (Leighton Gasque) hL

2012 (0 punt, 0 PAT, 1 FG)

FIU - FG (Stephen Roberts) aW

2013 (2 punts, 0 PAT, 0 FG)

FAU - Punt (Kenneth Gilstrap) aW
Marshall - Punt (Chris Brown) hW

2014 (2 punts, 1 PAT, 2 FG)

Savannah State - FG (Raynard Felton) hW
Minnesota - Punt (Chase Pennycuff) aL
WKU - FG (Shubert Bastien) hW
USM - PAT (Kevin Byard) hW
UTEP - Punt (Chris Perkins) aL

2015 (0 punts, 0 PAT, 2 FG)

Jackson State - FG (Jeremy Cutrer) hW
Marshall - FG (Jeremy Cutrer) hW

2016 (1 punts, 0 PAT, 1 FG)

Vanderbilt - Punt (Azar Wilson) aL
Charlotte - FG (DJ Sanders) aW

2017 (1 punts, 0 PAT, 2 FG)

FAU - FG (D. Randolph) aL
UAB - Punt (Ruben Garnett) aL
ODU - FG (D. Randolph) hW

2018 (0 punts, 0 PAT, 1 FG)

WKU - FG (D. Randolph) hW

2019 (0 punts, 2 PAT, 0 FG)

TSU - PAT (R.Blankenship) hW
FAU - PAT (R.Blankenship) aL

2020 (0 punts, 0 PAT, 1 FG)

Rice - FG (Jalen Jackson) aW

2021 (2 punts, 0 PAT, 2 FG)

UTSA - FG (Zaylin Wood) aL
CLT - FG (Jordan Starling) aL
Marshall - Punt (Chaton Mobley) hW
USM - Punt (Ralph Mency) hW

2022 (4 punts, 0 PAT, 2 FG)

JMU - FG (Jordan Ferguson) aL
TSU - Punt (Taharin Sudderth) hW
UTEP - Punt (Parker Hughes) aW
Charlotte - FG (Decorian Patterson) hW
Charlotte - Punt (Marley Cook) hW
FAU - Punt (Ralph Mency) hW

LOOKING FOR 100

► During its history, Middle Tennessee owns an impressive **177-58-1** (.752) record when a back gains 100 or more yards rushing. Under Rick Stockstill, a Blue Raider has reached the 100-yard mark **66** times and the team has a **55-11** mark in those games.

30 IS MAGIC

► Under Rick Stockstill, the Blue Raiders are **82-12** when scoring 30 or more points. The 12 losses came at Louisville in 2007 when the Raiders fell 58-42; at Troy in 2011, 38-35; at home against WKU in 2011, 36-33 (2OT); against W. Michigan in the Bahamas Bowl in 2015 (45-31); at home against WKU in 2016 (44-43); against Hawai'i in the Hawai'i Bowl (52-35); at WKU



HONOR ROLL

Brody Butler: First Team All-C-USA
Marley Cook: Honorable Mention
 All-C-USA, First Team PFF College All-C-USA
Chase Cunningham: Honorable Mention
 All-C-USA, Johnny Unitas Golden Arm
 Watch List, C-USA Offensive Player of the
 Week 9/26, 11/21, TSWA Offensive Player of
 the Week 9/27, Comeback Player of the Year
 Semi-finalist, Manning Award Stars of the
 Week 9/26, 11/21
Devyn Curtis: Third Team Freshman All-
 American by College Football News
Christian Dixon: Third Team PFF College
 All-C-USA
Quindarius Dunnigan: C-USA Defensive Play
 er of the Week 9/12, TSWA Defensive Player
 of the Week 9/13
Jordan Ferguson: First Team All-C-USA,
 C-USA Preseason Watch List,
 Named to Lombardi Award Watch List,
 Bednarik Watch List, Wuerffel Trophy Watch
 List, Allstate AFCA Good Works Team, Shrine
 Bowl 1000, Invited to the 2023 Hula Bowl,
 First Team PFF All-C-USA
Tra Fluellen: Honorable Mention All-C-USA,
 TSWA Player of the Week 11/16, Second Team
 PFF College All-C-USA
Izaiah Gathings: Honorable Mention
 All-C-USA, Shrine Bowl 1000, C-USA
 Preseason Watch List
Jaylin Lane: Second Team All-C-USA (PR),
 Honorable Mention All-C-USA (WR & KR),
 Preseason 2022 First Team All-American by
 Phil Steele, Preseason All-American
 by Athlon Sports, C-USA Preseason Watch
 List, Paul Hornung Watch List, Pro Football
 Network, Preseason All-American, Biletnikoff
 Award Watch List (11/2), Third Team PFF
 College All-C-USA
Decorian Patterson: Honorable Mention
 All-C-USA
Jordan Palmer: Honorable Mention
 All-C-USA
Frank Peasant: Honorable Mention
 All-C-USA, Third Team PFF College
 All-C-USA
Zeke Rankin: Honorable Mention
 All-C-USA
Teldrick Ross: Second Team All-C-USA,
 C-USA Defensive Player of the Week 11/21
Keylan Rutledge: C-USA All-Freshman
Jakobe Thomas: C-USA Defensive Player of
 the Week, Second Team PFF College
 All-C-USA
Kyle Ulbrich: First Team All-C-USA, C-USA
 Preseason Watch List, Ray Guy Watch List,
 Ray Guy Award Rays 8 List 9/26, 10/10, 10/17,
 Ray Guy Punter of the Week 10/18
Zaylin Wood: Honorable Mention
 All-C-USA, C-USA Preseason Watch List,
 Walter Camp National Defensive Player of the
 Week 9/25, C-USA Defensive Player of the
 Week 9/26, Bronco Nagurski National Player
 of the Week 9/27, TSWA Defensive Player of
 the Week 9/27

2022 TURNOVER BREAKDOWN

Opponent	MTSU TO's	Opp. Pts	Opp. TO's	MTSU Pts	Margin
James Madison	1	7	0	0	-1
Colorado State	2	6	4	17	+2
TSU	1	0	2	14	+1
Miami	1	3	3	10	+2
UTSA	0	0	3	10	+3
UAB	1	3	0	0	-1
WKU	2	7	3	14	+1
UTEP	1	0	1	7	0
Louisiana Tech	5	10	1	0	-4
Charlotte	2	0	2	0	0
FAU	1	7	2	0	+1
FIU	0	0	4	16	+4
SDSU					
TOTAL	17	43	25	88	+8

(41-38 3OT) in 2017; at UNT (33-30) in 2019, at UTSA in 2020 (37-35), vs UNT (52-35) in 2020, Charlotte (42-39) in 2021 and UTSA (45-30) in 2022.

GIANT KILLERS

► Under Rick Stockstill, the Blue Raiders have a knack of knocking off Power 5 opponents. With the win at Miami in 2022, MTSU now has six wins over Power 5 foes under Stockstill. MTSU owns wins over Maryland (2008, 2009), Georgia Tech (2012), Missouri (2016), Syracuse (2017) and Miami (2022) with six others being decided by a TD or less.

1 POINT GAMES

► Rick Stockstill seems to have a little magic going in tight games. Under his direction, the Blue Raiders are an impressive **7-2** in games decided by one point.

- 2006 MTSU 7, FIU 6
- 2006 Troy 21, MTSU 20
- 2008 MTSU 14, FAU 13
- 2009 MTSU 32, Maryland 31
- 2010 MTSU 27, WKU 26
- 2010 MT 28, FIU 27
- 2014 MT 35, FAU 34
- 2016 WKU 44, MTSU 43
- 2018 MTSU 25, FAU 24

GAMES PLAYED LEADERS

► Senior defensive end Jordan Ferguson leads the Blue Raiders with **57** career games played, which ties him with CJ Windham for the second-most all-time. Next in line is Jordan Starling with **50** career games followed by Decorian Patterson at **49** and Izaiah Gathings with **47** (23 at MT).

OVERTIME GAMES

► Middle Tennessee has competed in **11** overtime games as an FBS member (since 1999) and carries a mark of **6-5**. Here is a list:

- Overtime Games**
- 2020: MTSU 40, Rice 34 (10/24) (2OT)
 - 2017: WKU 41, MTSU 38 (11/17) (3OT)
 - 2016: WKU 44, MTSU 43 (10/15) (2OT)
 - 2015: MTSU 27, Marshall 24 (11/7) (3OT)
 - 2014: MTSU 50, WKU 47 (9/13) (3OT)
 - 2013: MTSU 42, FAU 35 (9/21) (OT)
 - 2011: WKU 36, MTSU 33 (10/6) (2OT)
 - 2003: UL-Lafayette 57, MTSU 51 (11/15) (4OT)
 - 2003: MTSU 28, Idaho 21 (10/18) (OT)
 - 2003: Missouri 41, MTSU 40 (9/20) (OT)
 - 2000: MTSU 41, UL-Lafayette 38 (11/18) (2OT)

OFFENSIVE NOTES

- **90 Yard Drives:** The Blue Raiders have put together **34** scoring drives of 90 or more yards under Rick Stockstill. MTSU had four 90-yard-or-longer drives in 2016 for the most in his tenure and had two in 2020 (none in 2021). The longest drive under Stockstill was a 99-yarder in 2007 at ULM. The Blue Raiders have **three** in 2022.
- MTSU's **615** total yards of offense against FAU this year was a season-high and the most by the Blue Raiders since gaining 757 yards against FAU in 2016.
- **Jaylin Lane** has caught at least one pass in all 29 career games he has played at MTSU.
- **Yusuf Ali** owns 149 career receptions to rank sixth all-time in MTSU history.
- **Jaylin Lane's** 269 all-purpose yards against UTSA this season went down as the 10th most in a single game in MTSU history.
- MTSU has registered over **5,000** yards of total offense in a season nine times in its history,



COACHES IN THE PRESS BOX

Scott Shafer, Defensive Coordinator
Mitch Stewart, Offensive Coordinator
Rick Mallory, Tight Ends/H-Backs
Jeff Beckles, Running Backs
Maurquice Shakir, Graduate Assistant
Payton Veraldi, Graduate Assistant
Coley Crowley, Graduate Assistant

UNIFORM COMBOS

Pants	Jersey	Helmet	Record
Blue	White	Gray	13-11
Blue	White	Black	1-0
Blue	White	White	3-9
Blue	Blue	Gray	5-8
Blue	Black	Black	1-0
Blue	White	Blue	2-2
Blue	Blue	Chrome	2-1
Blue	Blue	Blue	1-1
Blue	Gray	Blue	1-0
Blue	Black	Blue	1-0
Blue	Blue	White	1-1
White	White	Chrome	0-2
White	White	White	7-4
White	White	Blue	2-2
White	White	Black	1-1
White	Blue	Gray	18-18
White	Blue	Blue	0-2
White	White	Gray	6-9
White	Black	Gray	0-1
White	Blue	White	7-3
White	Black	Black	3-0
White	Blue	Chrome	1-1
Black	Black	Gray	2-2
Black	Black	Black	7-4
Black	Blue	Black	1-1
Black	White	Black	3-3
Black	Blue	Blue	1-0
Black	Gray	Black	1-0
Black	Black	Chrome	1-0
Gray	Blue	Gray	5-5
Gray	Blue	Black	1-0
Gray	White	Gray	3-8
Gray	Black	Gray	1-0
Gray	Gray	Gray	1-0
Gray	Blue	Blue	1-0
Gray	White	White	1-2
Gray	Blue	White	1-0
Gray	White	Chrome	0-1
Gray	Black	Gray	1-0
Gray	Blue	Chrome	1-0
Gray	Black	Black	0-1
Total			108-103

SUPER BOWL CHAMPIONS



and seven of those have come under Rick Stockstill, including four in the last six years.
 ▶ The Blue Raiders have rushed for 200 or more yards in a game **59** times under Rick Stockstill, including **11** times over 300 yards.
 ▶ Since joining C-USA in 2013, MTSU has rushed for **13,795** yards in **78** league games. That averages out to **176.9** yards a game.

DEFENSIVE NOTES

▶ **Defensive Scores:** Under Rick Stockstill, the Blue Raider defense has scored **44** defensive touchdowns, and **39** have come since 2009. Of the 44 scores, 29 have been interceptions and 15 have come by way of fumble returns.
 ▶ **39 Times Under Shafer:** Middle Tennessee's defense has held the opposition to under 400 yards of total offense in 39 of 72 games under Scott Shafer. MTSU did it nine times in 2017, nine times in 2018, three times in 2019, five times in 2020 and seven times in 2021.
 ▶ In **six** years under Scott Shafer, the Blue Raider defense has averaged **27.1** (163) sacks and **77.2** (463) tackles for loss.
 ▶ The Blue Raiders have **33** sacks entering the bowl game and the single-season record is 38 set in 2009.
 ▶ The Blue Raider defense leads C-USA in red zone defense and ranks **2nd** nationally.
 ▶ LB **Jalen Davis** recorded a personal-best **3.0 TFLs** against JMU which was one more than he had his entire career entering the game. Davis had five total solo tackles for the game.
 ▶ DE **Jordan Ferguson's** 71-yard fumble return for a TD against FAU (2021) went down as the longest play by a defensive lineman under Rick Stockstill and was the fourth lineman to score a TD under Stockstill with two being in 2021.
 ▶ MTSU owns two shutouts since entering C-USA play in 2013. MTSU defeated FIU 48-0 in 2013 and downed Alabama A&M in 2016, 55-0.
 ▶ The most forced turnovers in the FBS era is seven against Charlotte in 2015. The most in school history is 9 against Akron in 1985.
 ▶ The longest fumble returns in the Rick Stockstill era are 100 yards by Rod Isaac vs WKU in 2010, 90-yards by Reed Blankenship against Marshall in 2021 and 71 yards by Jordan Ferguson at FAU in 2021.

SPECIAL TEAMS NOTES

▶ MTSU has nine current players with at least one blocked kick in their career. The nine are: **Jalen Jackson** (FG), **Zaylin Wood** (FG), **Jorden Starling** (FG), **Ralph Mency** (Punt), **Jordan Ferguson** (FG), **Taharin Sudderth** (Punt), **Parker Hughes** (Punt), **Decorian Patterson** (FG) and **Marley Cook** (Punt).
 ▶ Placekicker **Zeke Rankin** had made 11 straight field goals entering the FAU game before he missed. The 11 consecutive makes ranks as the second longest streak in school history.
 ▶ **Kyle Ulbrich** boomed a career long 75-yard punt at FIU in 2020 which went down as the fifth longest in school history. For his career, Ulbrich has **62** punts of 50 or more yards and is the only player in school history with at least three punts of 70 or more yards.
 ▶ **Jalen Montgomery** recorded his first collegiate touchdown when he returned a blocked punt 19 yards in a win over TSU. Montgomery is a walk-on runningback.
 ▶ MTSU has at least one blocked kick each year under Stockstill.

RAIDER ROUNDUP

▶ The top-scoring quarter in the Rick Stockstill era is the second quarter. Here is a combined total for each quarter: 1st - **1,410** points; 2nd - **1,793** points; 3rd - **1,147** points; 4th - **1,493** points; and **76** in overtime.
 ▶ When both teams are held under 20 points, the Blue Raiders are **3-1** under Rick Stockstill.
 ▶ As a FBS (I-A) member (290 games), MTSU has scored 50 or more points 25 times.
 ▶ The Blue Raiders are **108-19** in the FBS era when leading at the half and are **117-13** when leading a game entering the 4th quarter.
 ▶ When trailing at the half, the Blue Raiders are just **24-118** in the FBS (I-A) era.
 ▶ The Blue Raiders saw their streak of scoring in 90 consecutive games come to an end at Army in 2020. However, MTSU has scored in **144** straight home games (last shutout was



CollegePressBox.com is the official media website for Division I football.

Access and download weekly game notes, quotes, statistics media guides, headshots, logos and more for each conference and its member schools.

Register for access at collegepressbox.com/register



2022 ALL-CONFERENCE

First Team, Second Team, Honorable Mention



First Team
Jordan Ferguson, DE
Kyle Ulbrich, P
Brody Butler, LS

Second Team
Teldrick Ross, DB
Jaylin Lane, PR

All-Freshman
Keylan Rutledge, OL

Honorable Mention
Chase Cunningham, QB
Frank Peasant, RB
Jaylin Lane, WR & KR
Izalah Gathings, TE
Jordan Palmer, OL
Zaylin Wood, DE
Marley Cook, DT
Decorian Patterson, CB
Tra Fluellen, S
Zeke Rankin, PK

9/23/1995 vs Murray State).

► **Largest margin of victory in the I-A era:** 59 points vs Charlotte 9/19/15 (73-14) ...

Largest margin of defeat in the I-A era: 59 points vs Oklahoma 9/23/06 (59-0).

► **Raiders in the NFL:** MTSU currently has **nine** players on NFL rosters: Kevin Byard (Titans), Darius Harris (Chiefs), Charvarius Ward (49ers), Richie James (Giants), Robert Jones (Dolphins), Reed Blankenship (Eagles), DQ Thomas (Packers), Jovante Moffatt (Falcons), and Chandler Brewer (Rams).

former players who competed for him at MTSU. That ranks tied with Clemson for the most full-time coaches on staff who played for the head coach at that particular school. Iowa has the most with five.

► **Stewart & Polly back together:** Offensive coordinator Mitch Stewart and offensive line coach Mike Polly have been reunited after serving on the same staff at Murray State from 2010 to 2012.

COACH & PLAYER BIOS

ALL BLUE RAIDER FULL-TIME COACHES AND PLAYER BIOS ARE UPDATED ON GOBLUERAIDERS.COM

STORY IDEAS

► **Team Captains:** Two of MTSU's five permanent team captains this season are former walk-ons. The only other time in the permanent team captain era (since 2006), a walk-on was voted as a captain was Wes Hofacker in 2008, Patrick Honeycutt in 2009, and Anthony Amos in 2012. This is the first time two walk-ons were appointed captains.

► **Jordan Ferguson Community Outreach:** In 2021, Ferguson successfully launched his first official non-profit organization called Hands Worldwide. With some help, his first event was handing out hot plates of food and water to those in need on the streets of Atlanta during the winter holidays. Later in the winter, he handed out blankets to the homeless in Nashville and Murfreesboro. This is just a small sampling of what he does on a consistent basis. That selfless devotion to not only his teammates, but also the community at large, continues to make the difference in the lives of so many people.

► **Keeping it in the Family:** Among Rick Stockstill's 10 full-time coaches, three are



Johnny "Red" Floyd Stadium

► Officially named Johnny "Red" Floyd Stadium/Horace Jones Field in 1968, Floyd Stadium is hosting its **87th** season of Blue Raider football with the 2022 campaign. Set on the northwest end of campus, Johnny "Red" Floyd Stadium has one of the top settings in the region and Conference USA.

During the summer of 2014, a new synthetic surface was installed to replace the turf that was installed in 2006. The surface is by Shaw Sports Turf and the brand used is Legion 46, which combines a high-performance monofilament fiber with a durable slit film fiber to provide a soft and resilient playing surface.

The Blue Raiders are **307-129-13** all-time at Floyd Stadium.

The stadium opened its doors on October 14, 1933, with a scoreless tie against Jacksonville State.

Originally built as two sideline grandstands on either side of an outdoor track, it was enlarged in 1940, 1960, 1968, and most recently in 1998 to bring it to its current configuration as an octagonal bowl.

The move to NCAA Division I-A (FBS) football was the catalyst for the 1998 renovation to Floyd Stadium. On August 24, 1995, the University announced plans for a \$25 million renovation, which was approved by the State Building Commission. After a lengthy bid process, ground was officially broken for the stadium in January of 1997 with Turner Construction handling the project.

Upon completion, the stadium featured 30,788 seats with only the east side grandstands remaining from the original structure. The old press box gave way to a five-story tower including luxury suites on the third level, a large press area and suites on the fourth level, and a camera deck on the fifth level. The renovation also included the addition of more chair-back seats as well as a club level.

The stadium is also equipped with 16 indoor suites and 38 outdoor boxes

The first game in the renovated stadium took place on Sept. 5, 1998. The game, in which Middle Tennessee hosted local rival Tennessee State, drew a school record at the time 27,568 fans.

The Blue Raiders set a new stadium attendance record with 30,502 seeing the home team face Georgia Tech on Sept. 10, 2011.

- **1948:** Permanent concrete stands added to Horace Jones Field to bring capacity to 6,200.
- **1960:** Horace Jones Field expanded to 10,000 seats and a press area was added.
- **1968:** Facility officially becomes Johnny "Red" Floyd Stadium/Horace Jones Field.
- **1968:** Seating capacity expanded to 14,000. In addition, a larger press box was added.
- **1971:** Artificial turf was installed and natural grass became a thing of the past. First game on the new turf was Oct. 2, 1971, against Chattanooga.
- **1979:** On Nov. 3, stadium is officially dedicated and press box sign unveiled.
- **1998:** \$25 million renovation expands seating capacity to 30,788 and the old press box gave way to a five-story facility with a club level, suites, press floor, and a camera deck.
- **2006:** A new synthetic surface was installed to give the Blue Raiders one of the top surfaces in the country.
- **2007:** A new state-of-the-art video board with an 18'x32' display was installed.
- **2011:** A new fence was installed around the perimeter of the stadium.
- **2012:** The Jeff Hendrix Stadium Club debuted on the west side of the stadium.
- **2014:** New synthetic surface was installed, along with a new design.
- **2017:** New ribbon video boards installed on east side
- **2019:** Debut of the Blue Raider Beer Garden in the south end zone.

LARGEST MT CROWDS

1. 30,502	Georgia Tech.....	9/10/11
2. 28,105	Memphis	9/12/09
3. 28,010	Troy.....	10/5/10
4. 27,568	Tennessee State.....	9/5/98
5. 27,519	Southeast Missouri	9/28/02
6. 26,717	Vanderbilt.....	9/2/17
7. 25,908	Minnesota.....	9/2/10
8. 25,766	Florida Atlantic	9/30/08
9. 25,411	Vanderbilt.....	10/3/15
10. 24,911	WKU	9/13/14

QUICK FACTS

Capacity.....	30,788
First Game.....	1933 vs Jacksonville St.
MT Record.....	307-129-13
Longest Win Streak.....	31 games

IMPORTANT DATES

1933.....	Horace Jones Field Opens
1956.....	100th Game - Oct. 6
1975.....	200th Game - Oct. 18
1994.....	300th Game - Oct. 1
2000.....	First home game vs IA (La. Tech)
2001.....	First SBC home game (Idaho)
2003.....	First BCS foe at home (Temple)
2008.....	First home win vs BCS (Maryland)
2008.....	First National Broadcast (FAU)
2013.....	First Conference USA Game (ECU)
2013.....	400th Game - Nov. 9 vs IU



RICK STOCKSTILL

17TH SEASON | 10 BOWL APPEARANCES | 108-103 CAREER RECORD
| 3RD ALL-TIME AT MT | 6-TIME COACH OF THE YEAR

Winning on the field, off the field and having a first-class football program from top to bottom is the goal of any university at the highest level of intercollegiate athletics. That is exactly what Middle Tennessee has as a result of the leadership of head coach Rick Stockstill.

In his 17th season at the helm of the Blue Raiders, Stockstill is the fourth-longest tenured coach in the country and third-longest in MTSU history. With his long tenure have come numerous achievements and accolades, including:

- Six-time Coach of the Year (2006 SBC, 2009 co-SBC, 2018 C-USA, 3-time TSWA)
- 2018 C-USA East Division champions
- 2006 Sun Belt co-champions
- 2009 New Orleans Bowl, 2017 Raycom Media Camellia Bowl and 2021 Bahamas Bowl champions
- 108 wins, 3rd all-time in program history
- Ranks 7th nationally in most wins by an active FBS coach all coming at the same school
- Nine bowl appearances and bowl eligible 11 times
- Two NCAA awards for APR success (2011, 2012)
- American Football Coaches Association's 2017 Academic Achievement Award
- Back-to-back eight-win seasons in 2012-13 for first time in 21 years
- Four straight bowl appearances from 2015-18 for first time in program history
- Six of the top eight crowds in Floyd Stadium history, including top three
- Nine All-Americans, including one Academic All-American
- One overall conference player of the year and three defensive players of the year
- Produced 44 First Team All-Conference honors
- Six bowl game MVPs
- Six NFL Draft picks and a pro bowler
- Produced the school's all-time leader in passing yards, catches, sacks and interceptions
- Along with a pandemic, the 2021 season was

filled with adversity but Stockstill's Blue Raiders simply found a way. Faced with using their fourth string quarterback, the Blue Raiders won five of their last seven games including the Bahamas Bowl.

The leader of the Blue Raiders was crowned the 2018 C-USA Coach of the Year and the TSWA Coach of the Year after winning the East Division title and making the C-USA Championship game. MTSU advanced to the New Orleans Bowl for its school-record fourth straight post season appearance.

Stockstill and the Blue Raiders went to Montgomery, Alabama and took down Arkansas State for the Raycom Media Camellia Bowl championship in 2017, the first time in program history they played in bowl games in three successive seasons. It was also the seventh bowl game for MTSU under Stockstill's guidance and second win, joining the 2009 New Orleans Bowl title.

The first of the four-year bowl streak came in 2015, when MTSU held a 7-6 record and Popeyes Bahamas Bowl berth. The Blue Raiders had to show a tremendous amount of grit to become bowl eligible, winning all four games in November.

Prior to the three years finishing in bowl games, Stockstill led Middle Tennessee to three straight second-place finishes in the C-USA East Division from 2012-14, including a berth in the Bell Helicopter Armed Forces Bowl in 2013 against Navy.

Some regard the 2012 season as his best coaching job after leading the Blue Raiders to the nation's biggest win improvement from the previous year. They won just two games in 2011, but Stockstill turned the 2012 MTSU squad around, finishing with an 8-4 record that included an FBS school-record five road wins. They also received votes in the ESPN/USA Today Coaches Poll three straight weeks, another school record, and upset ACC Coastal Division Champion Georgia Tech. Along the way, he produced a Freshman All-American, eight all-conference players and a national offensive player of the week.

THE STOCKSTILL FILE

HometownFernandina Beach, FL
High School.....Fernandina Beach, 1977
Birthdate.....December 23, 1957
College.....Florida State, 1982
Degree.....B.S. Physical Education
Family.....Wife, Sara
Son, Brent; Daughter, Emily
Years as Head Coach.....17th
Career Record.....108-103 (.512)
Record at MT.....Same
C-USA Record.....46-32 (.589)
Overall Conference Record.....78-53 (.595)
Date Hired at MT.....December 12, 2005

COACHING HISTORY

2005-Present: Middle Tennessee

Head Coach

2005: South Carolina

Tight Ends/Recruiting Coordinator

2004: South Carolina

Wide Receivers/Recruiting Coordinator

2003: East Carolina

Offensive Coordinator/Quarterbacks

1999-2002: Clemson

Wide Receivers/Recruiting Coordinator

1996-98: Clemson

Wide Receivers

1994-95: Clemson

Co-Offensive Coordinator/Wide Receivers

1993: Clemson

Quarterbacks/Passing Game Coordinator

1989-92: Clemson

Quarterbacks

1985-88: UCF

Assistant Head Coach/Wide Receivers

1983-84: Bethune-Cookman

Offensive Coordinator/Quarterbacks

BOWLS COACHED (22)

2022.....Hawaii.....Middle Tennessee
2021.....Bahamas.....Middle Tennessee
2018.....New Orleans.....Middle Tennessee
2017.....Camellia.....Middle Tennessee
2016.....Hawaii.....Middle Tennessee
2015.....Popeyes Bahamas.....Middle Tennessee
2013.....Armed Forces.....Middle Tennessee
2011.....GoDaddy.com.....Middle Tennessee
2009.....New Orleans.....Middle Tennessee
2006.....Motor City.....Middle Tennessee
2005.....Independence.....South Carolina
2002.....Tangerine.....Clemson
2001.....Humanitarian.....Clemson
2001.....Gator.....Clemson
1999.....Peach.....Clemson
1998.....Peach.....Clemson
1996.....Peach.....Clemson
1996.....Gator.....Clemson
1993.....Peach.....Clemson
1992.....Citrus.....Clemson
1991.....Hall of Fame.....Clemson
1989.....Gator.....Clemson

STOCKSTILL'S RECORD

Overall Record.....108-103-0
Playing at Home.....59-32 (26-10 vs C-USA)
Playing at Home vs non Power 5.....57-20
Playing on the Road.....46-65
Playing at a Neutral Site.....3-6
In bowl games.....3-6
In overtime.....3-2
In August.....3-3
In September.....31-36
In October.....31-30
In November.....39-24
In December.....4-9
In January.....0-1
Day games.....58-56
Night games (after 6 PM).....50-47
vs Top 25.....1-12
Wins vs Power 5 Conferences.....6
Outrushing opponent.....80-15
When rushing for 300 or more yards.....11-0
Outrushed by opponent.....28-88
When allowing 300 or more rush yards.....3-14
Outpassing opponent.....64-51
When passing for 300 or more yards.....23-19
Outpassed by opponent.....44-52
When allowing 300 yards passing.....24-24

When allowing 400 yards passing.....4-4
More total offense than opponent.....75-21
When having 500+ total offense.....25-6
When having 600+ total offense.....9-1
When allowing 500+ total offense.....12-29
When allowing 600+ total offense.....4-4
Committing fewer turnovers.....74-23
Committing more turnovers.....16-66
0 - 30:00 time of possession.....57-75
30:01-plus time of possession.....50-28
Scoring first.....70-31
Opponent scores first.....39-72
When leading at the half.....80-14
When leading after third quarter.....89-8
Scoring 0-10 points.....1-24
Scoring 11-20 points.....4-40
Scoring 21-30 points.....24-30
Scoring 31-40 points.....39-7
Scoring 41-plus points.....40-2
Individual 100-yard rusher.....55-11
Individual 200-yard rusher.....6-0
With two 100-yard rusher.....8-0
Opponent has 100-yard rusher.....28-57
Games decided by 1 point.....7-2
Games decided by 3 points or less.....17-17
Games decided by 7 points or less.....34-18



MIDDLE TENNESSEE DEPTH CHART

Offense

QB	16	Chase Cunningham	5-11	188	r-Sr.
	11	Nick Vattiato	6-1	187	So.
RB	36	Frank Peasant	5-10	198	So.
	24	Darius Bracy	5-10	214	r-Sr.
LT	61	J'Shun Bodiford	6-4	289	r-So.
	72	Morgan Scott	6-4	294	Fr.
LG	70	Tyler Falvey	6-4	303	r-Jr.
	55	Jahlil Ryles	6-1	303	r-Jr.
C	62	Jordan Palmer	6-0	297	Sr.
	63	Wilson Kelly	6-0	307	r-Fr.
RG	77	Keylan Rutledge	6-3	307	Fr.
	74	Ethan Ellis	6-6	300	Jr.
RT	79	Sterling Porcher	6-5	301	So.
	65	Justice Spates	6-3	255	r-Jr.
WR-X	3	DJ England-Chisolm	5-7	150	Jr.
	5	Bud Tolbert	6-2	190	Jr.
WR-H	89	Yusuf Ali	5-9	183	r-Sr.
	84	Elijah Metcalf	5-10	165	r-Fr.
WR-Y	2	Izaiah Gathings	6-4	222	Sr.
	86	Jeremy Tate	6-5	259	r-Jr.
WR-Z	83	Jaylin Lane	5-8	183	So.
	25	Bryce Bailey	5-9	172	r-Fr.

Return Specialists

PR	83	Jaylin Lane	5-8	183	So.
	1	Teldrick Ross	5-10	190	r-Jr.
KR	1	Teldrick Ross	5-10	190	r-Jr.
	89	Yusuf Ali	5-9	183	r-Sr.

Defense

LE	7	Zaylin Wood	6-1	280	r-So.
	0	Richard Kinley	6-2	238	r-So.
LT	57	Marley Cook	6-1	306	r-So.
	92	Damonte Smith	6-3	284	r-Fr.
RT	10	Ja'Kerrius Wyatt	6-3	270	r-Jr.
	99	Jordan Branch	6-0	276	r-Jr.
RE	9	Jordan Ferguson	6-2	271	r-Sr.
	94	Ralph Mency	6-2	252	So.
WLB	91	Parker Hughes	6-2	205	r-Fr.
	42	Da'Shawn Elder	6-2	223	r-Fr.
MLB	8	Devyn Curtis	6-2	237	r-Fr.
	34	Christian Dixon	5-10	220	r-Sr.
SLB	40	Drew Francis	6-2	226	So.
	44	Jalen Rayam	6-0	217	r-Jr.
LC	1	Teldrick Ross	5-10	190	r-Jr.
	23	Jalen Jackson	6-2	180	r-So.
SS	30	Jakobe Thomas	6-2	199	r-Fr.
	6	Deidrick Stanley	5-8	197	So.
FS	17	Tra Fluellen	6-2	205	Jr.
	28	De'Arre McDonald	6-1	200	r-Fr.
RC	33	Decorian Patterson	6-0	193	r-Jr.
	31	Deonte Stanley	6-2	195	r-So.

Punters/Kickers

P	13	Kyle Ulbrich	6-0	202	r-Sr.
	38	Miles Tillman	5-11	197	r-Fr.
PK	7	Zeke Rankin	5-8	192	r-Fr.
	24	Scott Payne	5-11	178	r-So.
KO	24	Scott Payne	5-11	178	r-So.
	7	Zeke Rankin	5-8	192	r-Fr.
LS	69	Brody Butler	5-11	218	So.
	54	Connor Dougherty	6-3	288	Fr.
H	13	Kyle Ulbrich	6-0	202	r-Sr.
	38	Miles Tillman	5-11	197	r-Fr.



NUMERICAL ROSTER

NO	NAME	POS	HT	WT	CL	VL	HOMETOWN/HS/JC
0	Richard Kinley	DE	6-2	238	r-So.	3	Memphis, TN/Lausanne HS
1	Teldrick Ross	S/CB	5-10	190	r-Jr.	2	Macon, GA/Jones County HS
2	Izaiah Gathings	WR	6-4	222	Sr.	1	Statesville, NC/Gardner-Webb
3	DJ England-Chisolm	WR	5-7	150	Jr.	3	Moncks Corner, SC/Berkeley HS
4	Johnathan Butler	LB	6-0	217	Sr.	2	Sumter, SC/Highland CC
4	Kyle Lowe	QB	5-10	193	Fr.	0	Collierville, TN/Fayette-Ware HS
5	Bud Tolbert	WR	6-2	190	Jr.	0	Water Valley, MS/Jones College
6	Deidrick Stanley II	CB	5-8	197	So.	1	Miami, FL/Miami Central HS
6	Preston Rice	QB	6-2	230	r-Sr.	0	Waynesboro, TN/Murray State
7	Zaylin Wood	DT	6-1	280	r-So.	2	Bowdon, GA/Heard County HS
7	Zeke Rankin	PK	5-8	192	So.	1	Alcoa, TN/Alcoa HS
8	Devyn Curtis	LB	6-2	237	r-Fr.	2	Nashville, TN/Brentwood Academy
9	Jordan Ferguson	DE	6-2	271	r-Sr.	4	Atlanta, GA/Cartersville HS
10	Ja'Kerrius Wyatt	DT	6-3	270	r-Sr.	3	Prattville, AL/Autauga Academy
11	Nicholas Vattiato	QB	6-1	187	So.	1	Plantation, FL/University School
11	Marvae Myers	S	6-0	191	r-So.	1	West Orlando, FL/Oak Ridge HS
12	DJ Riles	QB	6-0	197	Fr.	0	Columbus, GA/Carver HS
13	Kyle Ulbrich	P	6-0	202	r-Sr.	3	Mentor, OH/Valparaiso
13	Javonte Sherman	WR	6-2	195	r-Fr.	0	Valdosta, GA/Valdosta HS
15	Jacob Coleman	TE	6-4	222	r-Fr.	0	Chesterfield, VA/East Carolina
16	Chase Cunningham	QB	5-11	188	r-Sr.	3	Knoxville, TN/Knoxville Catholic HS
17	Tra Fluellen	S	6-2	205	Jr.	1	Gilmer, TX/Houston Baptist
18	Stone Frost	QB	5-10	206	r-So.	0	Decaturville, TN/Riverside HS
18	James Douglas	LB	6-1	211	So.	0	Fort Worth, TX/Cisco College
19	A'Varius Sparrow	RB	5-9	184	r-Fr.	0	Orlando, FL/West Virginia
21	Joe Ervin	RB	5-8	177	r-So.	0	Rock Hill, SC/Kansas State
22	Chris Johnson	CB	5-10	186	r-Fr.	0	Murfreesboro, TN/Riverdale HS
23	Jalen Jackson	CB	6-2	180	r-So.	2	Tampa, FL/Bloomington HS
24	Darius Bracy	RB	5-10	214	r-Sr.	0	Mobile, AL/Central Michigan
24	Scott Payne	PK	5-11	178	r-So.	2	Signal Mountain, TN/Signal Mountain Middle HS
25	Bryce Bailey	WR	5-9	172	r-Fr.	0	Cochran, GA/Bleckley County HS
25	Tylus Hancock	S	6-1	193	Jr.	0	Marietta, GA/FSU
26	Emmanuel Mann	CB	6-0	177	So.	0	Columbus, GA/Hutchinson CC
26	Jerron Newson	WR	5-9	153	r-Fr.	0	West Palm Beach, FL/Oasis HS
28	Malachi Burns	WR	6-3	202	r-Fr.	0	Murfreesboro, TN/Missouri Western
28	De'Arre McDonald	S	6-1	200	r-Fr.	0	Murfreesboro, TN/Cincinnati
29	Jalen Montgomery	RB	5-9	161	r-Fr.	0	Columbia, SC/Cardinal Newman School
30	Jakobe Thomas	S	6-2	199	r-Fr.	0	Tullahoma, TN/Tullahoma HS
31	Deonte Stanley	CB	6-2	195	r-So.	1	Dillon, SC/Latta HS
31	Aran Mohamad-Ali	HB	6-0	227	r-So.	0	Antioch, TN/John Overton HS
32	Timar Rogers	LB	6-2	213	r-Fr.	0	Deland, FL/Mississippi State
33	Decorian Patterson	CB	6-0	193	r-Jr.	3	Ocala, FL/Leesburg HS
34	Christian Dixon	LB	5-10	220	r-Sr.	0	Charlotte, NC/Towson
35	Jalen Davis	LB	6-1	204	r-So.	2	Kingsland, GA/Camden County HS
36	Frank Peasant	RB	5-10	198	So.	2	Pensacola, FL/Escambia HS
36	Justus Chadwick	PK	6-1	183	Fr.	0	Tullahoma, TN/Tullahoma HS
37	James Shellman IV	CB	6-0	196	So.	0	Savannah, GA/Islands HS
38	ZaBrien Harden	DE	6-3	237	r-Fr.	0	Swainsboro, GA/Swainsboro HS
38	Miles Tillman	P	5-11	197	r-Fr.	0	Huntsville, AL/Sparkman HS
39	Terry Wilkins	RB	5-7	176	r-Fr.	0	Memphis, TN/Fairley HS
40	Drew Francis	LB	6-2	226	So.	2	Knoxville, TN/West HS
41	Raquon Hartley	LB	6-1	196	r-So.	1	Saluda, SC/Saluda HS
42	Da'Shawn Elder	LB	6-2	223	r-Fr.	0	Watkinsville, GA/Virginia Tech
43	Trevon Ferrell	WR	5-9	164	Fr.	0	Atlanta, GA/Cedar Grove HS
44	Jalen Rayam	LB	6-0	217	r-Jr.	0	Alabaster, AL/UAB
45	Jai'Brian Bouye	CB	5-11	174	r-Fr.	0	Waco, TX/La Vega HS
47	Jamison Greenway	WR	5-7	165	Jr.	0	Nashville, TN/Donelson Christian Academy
48	Caden Williams	HB	6-0	235	Fr.	0	Buford, GA/Buford HS
49	Jorden Starling	DE	6-4	263	r-Jr.	3	Chattanooga, TN/McCallie School
51	Nash Stidham	LB	5-9	194	Fr.	0	Medina, TN/South Gibson Co. HS
52	Muaaz Byard	LB	6-0	239	Fr.	0	York, PA/Dematha Catholic HS
53	Trenton Taylor-Ricker	OL	6-5	260	Fr.	0	Elizabethton, TN/Elizabethton HS
54	Connor Dougherty	LS	6-3	288	Fr.	0	Franklin, TN/CPA
55	Jahlil Ryles	OL	6-1	303	r-Jr.	2	Phenix City, AL/Central HS

MIDDLE TENNESSEE FOOTBALL

57	Marley Cook	DT	6-1	306	r-So.	2	Water Valley, MS/Water Valley HS
58	Dylan Kling	LB	5-11	199	Fr.	0	Lake Mary, FL/Bishop HS
59	Jacob Jackson	LB	5-11	211	Jr.	0	Smyrna, TN/Sewanee
61	J'Shun Bodiford	OL	6-4	289	r-So.	0	Montgomery, AL/NE Miss. CC
62	Jordan Palmer	OL	6-0	297	Sr.	2	Santa Clarita, CA/College of the Canyons
63	Wilson Kelly	OL	6-0	307	r-Fr.	0	Danville, KY/Boyle County HS
64	Jacqui Graham	OL	6-5	270	r-Jr.	1	Montgomery, AL/East Central CC
65	Justice Spates	OL	6-3	255	r-Jr.	0	Pacoima, CA/College of the Canyons
67	Cooper Koch	OL	6-2	300	Fr.	0	Spring Hill, TN/Summit HS
68	Carson Garrison	LS	6-0	204	r-Fr.	0	Buford, GA/Buford HS
69	Brody Butler	LS	5-11	218	So.	2	Homewood, AL/Homewood HS
70	Tyler Falvey	OL	6-4	303	r-Jr.	1	Altamonte Springs, FL/Lake Brantley HS
71	Conner Griffin	OL	6-1	304	r-Fr.	0	Gray, GA/Jones County HS
72	Morgan Scott	OL	6-4	294	r-Fr.	0	Germantown, TN/Coffeeville CC
73	Karter Johnson	OL	6-5	301	r-Fr.	0	Murfreesboro, TN/Siegel HS
74	Ethan Ellis	OL	6-6	300	Jr.	0	Murfreesboro, TN/Coffeyville CC
75	Jamari Williams	OL	6-3	307	r-So.	0	Fort Lauderdale, FL/Arizona
77	Keylan Rutledge	OL	6-3	307	Fr.	0	Royston, GA/Franklin County HS
78	Mateo Guevara	OL	6-3	310	Fr.	0	Flowery Branch, GA/Cherokee Bluff HS
79	Sterling Porcher	OL	6-3	301	So.	0	Sumpter, SC/Iowa Western
80	AJ Toney	WR	5-7	178	Jr.	0	Birmingham, AL/Samford
81	Mitchell Howell	WR	5-10	185	So.	0	Lake Orion, MI/Siena Heights
82	Taharin Sudderth	WR	6-4	236	r-Fr.	0	Alcoa, TN/Alcoa HS
83	Jaylin Lane	WR	5-8	183	So.	2	Clover, SC/Clover HS
84	Elijah Metcalf	WR	5-10	165	r-Fr.	0	Charlotte, NC/Mallard Creek HS
85	Jaylen Ward	WR	6-1	211	Fr.	0	Bessemer, AL/Thompson HS
86	Jeremy Tate, Jr.	WR	6-5	259	r-Jr.	0	Columbus, MS/Memphis
87	Marquel Tinsley	WR	6-2	188	r-So.	2	Morganfield, KY/Daviess Co. HS
88	John Ojelabi	WR	5-10	184	r-Jr.	0	Anaheim, CA/Golden West
89	Yusuf Ali	WR	5-9	183	r-Sr.	3	Detroit, MI/Maplewood HS (TN)
91	Parker Hughes	LB	6-2	205	r-Fr.	0	Elizabethton, TN/Elizabethton HS
92	Damonte Smith	DT	6-3	284	r-Fr.	0	Savannah, GA/Island HS
93	Vincent Dinkins	DL	6-1	280	r-Fr.	0	Acworth, GA/Kell HS
94	Ralph Mency	DE	6-2	252	So.	1	Jacksonville, FL/Robert E. Lee Senior HS
95	Tyrece Edwards	DT	6-2	278	r-Fr.	0	Knoxville, TN/West HS
96	Kasey Bonds	DT	5-8	280	Fr.	0	Bolivar, TN/Bolivar Central HS
97	Quindarius Dunnigan	DE	6-3	240	r-So.	1	Chattanooga, TN/McCallie HS
99	Jordan Branch	DT	6-0	276	r-Jr.	3	Maury City, TN/Crockett County HS

Pronunciation Guide (check website roster to actually hear player pronunciation)

J'Shun Bodiford	Jay-Shon Boy-yay	Marvae Myers	Mar-Vay
Jai'Brian Bouye	Jay-Brian	Frank Peasant	Pea-zent
Tyrece Edwards	tie-REESE	Sterling Porcher	Poor-Shay
DJ England-Chisolm	Chiz-umm	Jalen Rayam	Ram
Tyler Falvey	Foul-Vee	A'Varius Sparrow	Ah-VAR-ee-us
Tra Fluellen	Flew-Ellen	Taharin Sudderth	Tuh-Hair-in Sudd-Er-Ith
Izaiah Gathings	GATH-ings	Marquel Tinsley	Mar-Quail
Jacqui Graham	Juh-Key	Kyle Ulbrich	Ull-Brick
Mateo Guevara	Guh-Varra	Nicholas Vattiato	VAT-tee-ah-doe
Raquon Hartley	Ray-Kwan		
De'Arre McDonald	Dee-R-Aye		

TEAM TOTALS

GAME	FINAL SCORE	BY QUARTERS					FIRST DOWNS				RUSHING			PASSING			TOT. OFF.		PUNTING	FUMBLES	PENALTY	THIRD DOWNS	AVG. TOTAL	
		1	2	3	4	OT	RU	PA	PN	TOT	ATT	YDS	TD	C-A-I	YDS	TD	ATT	YDS	NO-AVG	NO-LOST	NO-YDS		F.POS	TOP
MT	7	0	0	7	0	0	2	6	2	10	28	12	0	19-33-0	113	1	61	125	9-42.1	1-1	5-43	4-16	M21	23:05
JMU	44	0	21	16	7	0	14	15	2	31	52	261	0	21-33-0	287	6	85	548	5-42.0	1-0	6-70	9-17	J36	36:55
MT	34	10	17	7	0	0	5	11	4	20	41	114	2	31-39-1	266	1	80	380	5-42.4	1-1	4-47	7-17	M34	31:19
CSU	19	0	0	19	0	0	3	10	3	16	34	-10	0	20-30-2	256	3	64	246	6-40.3	3-2	8-67	3-14	C29	28:41
MT	49	21	21	7	0	0	9	11	3	23	45	223	4	21-25-1	212	2	70	435	3-42.3	0-0	7-62	6-12	M37	35:32
TSU	6	0	0	6	0	0	6	7	1	14	27	61	0	18-29-2	149	1	56	210	7-32.3	0-0	4-50	4-12	T27	24:28
MT	45	17	7	7	14	0	6	8	0	14	36	99	2	16-25-1	408	3	61	507	5-51.8	1-0	8-82	3-12	M33	26:02
Miami	31	3	7	7	14	0	7	14	5	26	38	60	2	26-51-2	307	1	89	367	3-47.3	1-1	4-15	7-20	UM26	33:58
MT	30	0	20	0	10	0	4	13	3	20	18	84	1	35-57-0	368	1	75	452	5-40.8	2-0	9-80	6-17	M29	25:23
UTSA	45	10	21	7	7	0	11	18	3	32	45	167	4	28-37-3	423	2	82	590	2-52.0	0-0	9-92	10-14	U22	34:37
MT	14	7	0	7	0	0	9	10	5	24	39	140	1	26-43-1	196	1	82	336	4-51.8	0-0	5-45	10-19	M29	25:40
UAB	41	21	17	3	0	0	11	12	1	24	38	303	4	17-27-0	278	1	65	581	2-48.0	0-0	9-94	6-12	A23	34:20
MT	17	7	3	0	7	0	4	11	4	19	26	63	1	32-51-1	228	1	77	291	9-49.7	0-0	9-75	3-17	M30	27:15
WKU	35	0	14	14	7	0	8	13	1	22	36	165	2	32-49-1	278	2	85	443	5-46.6	0-0	7-78	6-17	W28	32:45
MT	24	10	0	7	7	0	6	11	3	20	35	113	0	21-27-0	265	3	62	378	5-47.8	1-1	7-43	3-12	M32	27:27
UTEP	13	0	10	0	3	0	9	9	1	19	34	101	0	20-35-1	191	1	69	292	6-44.7	0-0	8-67	6-16	U19	32:33
MT	24	7	14	0	3	0	8	13	5	26	44	194	2	23-44-3	226	1	88	420	3-34.3	3-2	10-83	5-17	M22	29:01
LA Tech	40	14	13	13	0	0	7	10	1	18	35	135	0	17-37-1	311	3	72	446	2-34.0	1-0	9-111	5-15	L43	30:59
MT	24	0	7	7	10	0	5	9	2	16	34	103	2	22-29-1	203	0	63	306	6-41.3	4-1	5-45	3-12	M34	27:16
Charlotte	14	0	14	0	0	0	6	14	2	22	30	106	0	28-49-1	277	2	79	383	5-26.6	1-1	7-55	6-16	C23	33:44
MT	49	14	14	14	7	0	6	22	2	30	36	167	2	40-54-1	448	4	90	615	2-56.0	0-0	5-40	7-15	M34	33:36
FAU	21	7	7	7	0	0	3	12	1	16	32	31	2	19-37-0	325	1	69	356	7-36.0	2-2	7-55	5-15	F30	26:24
MT	33	6	14	7	6	0	10	15	1	26	41	168	3	29-42-0	279	0	83	447	5-47.4	1-0	7-70	9-19	M34	34:36
FIU	28	0	7	14	7	0	3	20	1	24	19	83	0	29-53-4	414	4	72	497	5-38.6	1-0	5-32	4-12	F23	25:24

MT
SDSU

STARTING LINEUPS

OFFENSE	QB	RB	WR	WR	WR	WR	LT	LG	C	RG	RT
JMU	Cunningham	Peasant	Tolbert	Gathings	Ali	Chisolm	Porcher	Falvey	Palmer	Ryles	Graham
CSU	Cunningham	Peasant	Tolbert	Gathings	Ali	Lane	Porcher	Falvey	Palmer	Falley	Graham
TSU	Cunningham	Peasant	Chisolm	Gathings	Ali	Lane	Porcher	Falvey	Kelly	Falley	Graham
Miami	Cunningham	Peasant	Chisolm	Gathings	Ali	Lane	Porcher	Falvey	Kelly	Falley	Ellis
UTSA	Cunningham	Peasant	Toney	Gathings	Ali	Lane	Porcher	Falvey	Palmer	Ryles	Graham
UAB	Cunningham	Peasant	Tolbert	Gathings	Ali	Lane	Porcher	Falvey	Palmer	Ryles	Graham
WKU	Cunningham	Peasant	Tolbert	Gathings	Ali	Lane	Porcher	Falvey	Palmer	Ellis	Graham
UTEP	Cunningham	Ervin	Tate (TE)	Gathings	Ali	Lane	Porcher	Falvey	Palmer	Rutledge	Graham
LA Tech	Cunningham	Peasant	Tate (TE)	Chisolm	Ali	Lane	Graham	Falvey	Palmer	Rutledge	Porcher
Charlotte	Vattiato	Peasant	Tate (TE)	Chisolm	Metcalf	Tobert	Ryles	Falvey	Kelly	Rutledge	Porcher
FAU	Cunningham	Peasant	Chisolm	Gathings	Ali	Lane	Porcher	Falvey	Palmer	Rutledge	Graham
FIU	Cunningham	Peasant	Chisolm	Gathings	Ali	Lane	Porcher	Falvey	Kelly	Rutledge	Graham

DEFENSE	LE	T	T	RE	SAM	MIKE	WILL	LC	SS	FS	RC
JMU	Wood	Cook	Branch	Ferguson	Francis	Curtis	Hartley	Jackson	Ross	Fluellen	Patterson
CSU	Dunnigan	Cook	Branch	Ferguson	Francis	Curtis	D. Stanley	Patterson	Ross	Fluellen	Jackson
TSU	Dunnigan	Cook	Branch	Ferguson	Francis	Curtis	D. Stanley	Patterson	Ross	Fluellen	Jackson
Miami	Wood	Cook	Branch	Ferguson	Francis	Curtis	Hartley	Patterson	Ross	Fluellen	Jackson
UTSA	Wood	Cook	Branch	Ferguson	Francis	Curtis	D. Stanley	Patterson	Ross	Fluellen	Jackson
UAB	Wood	Cook	Branch	Ferguson	Francis	Curtis	Hartley	Deo. Stanley	Ross	Fluellen	Patterson
WKU	Wood	Cook	Branch	Ferguson	Francis	Curtis	D. Stanley	Ross	Thomas	Fluellen	Patterson
UTEP	Wood	Cook	Wyatt	Ferguson	Francis	Curtis	Hughes	Ross	Thomas	Fluellen	Patterson
LA Tech	Wood	Cook	Wyatt	Ferguson	D. Stanley (CB)	Ram	Dixon	Patterson	Thomas	Fluellen	Ross
Charlotte	Wood	Cook	Wyatt	Ferguson	Francis	Curtis	Hughes	Ross	Deid. Stanley	Fluellen	Patterson
FAU	Wood	Cook	Wyatt	Ferguson	Francis	Curtis	Hughes	Ross	Deid. Stanley	Fluellen	Patterson
FIU	Wood	Cook	Wyatt	Ferguson	Francis	Curtis	Hughes	Ross	Deid. Stanley	Fluellen	Patterson

SDSU

Career Starts

Kyle Ulbrich.....	46	Jacqui Graham.....	14	Raquon Hartley.....	5	Joe Ervin.....	1
Jordan Ferguson.....	36	Marley Cook.....	14	Bud Tolbert.....	5	Elijah Metcalf.....	1
Jordan Palmer.....	27	Jalen Jackson.....	13	Keylan Rutledge.....	5	Christian Dixon.....	1
Decorian Patterson.....	25	Frank Peasant.....	13	Wilson Kelly.....	4	Jalen Rayam.....	1
Teldrick Ross.....	24	Tra Fluellen.....	13	Parker Hughes.....	4		
Zaylin Wood.....	23	Jahlil Ryles.....	12	Seth Falley.....	3		
Yusuf Ali.....	21	Devyn Curtis.....	12	Jakobe Thomas.....	3		
DJ England-Chisolm.....	19	Ja'Kerrius Wyatt.....	12	Jeremy Tate.....	3		
Jaylin Lane.....	18	Sterling Porcher.....	12	Quindarius Dunnigan.....	2		
Jordan Branch.....	17	Tyler Falvey.....	12	Ethan Ellis.....	2		
Johnathan Butler.....	16	Drew Francis.....	11	AJ Toney.....	1		
Chase Cunningham.....	16	Jorden Starling.....	9	Jalen Davis.....	1		
Richard Kinley.....	14	Deidrick Stanley.....	9	Marvae Myers.....	1		
Izaiah Gathings.....	14	Nick Vattiato.....	6	Deonte Stanley.....	1		

MIDDLE TENNESSEE FOOTBALL

SCORING DRIVES

SCORING DRIVES - MIDDLE TENNESSEE

OPP.	NO OF PLYS	TOT. YDS	DRIVE TIME	SCORE TYPE	SCORE TIME/QTR	DRIVE START	SCORING PLAY
JMU	12	77	4:03	TD	3:31/3rd	M23	Ali 26 rec
CSU				INT	14:51/1st		Fluellen 32 INT
CSU	11	63	1:16	FG	5:02/1st	M29	Rankin 25 FG
CSU	7	41	2:39	TD	11:37/2nd	C41	Peasant 1 run
CSU	17	76	6:35	FG	2:26/2nd	M6	Rankin 35 FG
CSU	3	18	:40	TD	1:28/2nd	C18	Peasant 1 run
CSU	4	75	1:19	TD	13:41/3rd	M25	Metcalf 42 rec
TSU	6	62	2:10	TD	4:11/1st	M38	Peasant 1 run
TSU	3	54	1:01	TD	2:14/1st	M46	Lane 15 rec
TSU				TD	:15/1st		Montgomery blocked punt
TSU	10	63	3:38	TD	9:13/2nd	M37	Bracy 11 rec
TSU	11	69	4:36	TD	1:44/2nd	M31	Cunningham 7 run
TSU	5	16	:46	TD	:00/2nd	T16	Peasant 2 run
TSU	2	75	1:00	TD	14:00/2nd	M25	Peasant 85 run
Miami	4	2	:59	FG	10:46/1st	UM13	Rankin 28 FG
Miami				TD	10:04/1st		Wood 15 INT
Miami	2	75	:14	TD	4:21/1st	M25	Chisolm 71 rec
Miami	5	94	1:51	TD	12:17/2nd	M6	Cunningham 9 run
Miami	2	76	:27	TD	8:01/3rd	M24	Metcalf 69 rec
Miami	1	98	:11	TD	14:45/4th	M2	Chisolm 98 rec
Miami	12	75	5:46	TD	8:42/4th	M25	Peasant 1 run
UTSA	8	67	2:23	TD	14:52/2nd	M33	Ali 38 rec
UTSA	3	59	1:04	TD	12:09/2nd	M41	Bracy 53 run
UTSA	9	45	2:16	FG	7:30/2nd	M41	Rankin 31 FG
UTSA	7	25	:43	FG	0:00/2nd	M41	Rankin 34 FG
UTSA	13	87	4:18	FG	12:37/4th	M2	Rankin 28 FG
UTSA				TD	10:32/4th		Branch 37 INT
UAB	9	72	3:01	TD	5:41/1st	M28	Lane 15 rec
UAB	13	75	4:49	TD	5:18/3rd	M25	Bracy 1 run
WKU	1	14	:09	TD	13:10/1st	W14	Cunningham 14 run
WKU	10	57	1:51	FG	:41/2nd	M26	Rankin 34 FG
WKU	7	38	2:13	TD	5:09/4th	W38	Gathings 11 rec
UTEP	8	68	2:46	FG	12:14/1st	M25	Rankin 23 FG
UTEP	7	39	3:04	TD	2:17/1st	U39	Tate 17 rec
UTEP	6	36	3:19	TD	6:41/3rd	U36	Chisolm 6 rec
UTEP	1	75	:10	TD	7:20/4th	M25	Lane 75 rec
LT	3	80	1:37	TD	6:36	M20	Wilkins 69 run
LT	12	80	3:53	TD	12:49/2nd	M20	Cunningham 2 run
LT	6	75	:51	TD	:11/2nd	M25	Lane 3 rec
LT	21	66	6:47	FG	9:25/4th	M37	Rankin 26 FG
CLT	11	70	4:39	TD	8:23/2nd	M30	Peasant 1 run
CLT				TD	11:50/3rd		Ferguson PBR
CLT	8	79	3:01	TD	14:21/4th	M21	Peasant 13 run
CLT	8	61	3:50	FG	2:53/4th	M35	Rankin 21 FG
FAU	6	75	2:43	TD	12:17/1st	M25	Gathings 5 rec
FAU	8	90	2:59	TD	:40/1st	M10	Bracy 16 rec
FAU	12	70	2:58	TD	9:25/2nd	M30	Peasant 5 rec
FAU	6	51	2:42	TD	2:22/2nd	M49	Chisolm 14 rec
FAU	10	65	3:19	TD	10:20/3rd	M35	Peasant 18 rec
FAU	8	75	3:16	TD	4:47/3rd	M25	Bracy 5 run
FAU	7	42	4:02	TD	5:47/4th	F42	Peasant 1 run
FIU	15	61	5:57	FG	9:03/1st	M25	Rankin 31 FG
FIU	11	72	3:38	FG	1:29/1st	M20	Rankin 25 FG
FIU	12	89	4:50	TD	9:30/2nd	M11	Bracy 1 run
FIU	9	51	4:09	TD	1:40/2nd	M49	Cunningham 16 run
FIU	11	56	4:32	TD	8:48/3rd	M44	Cunningham 2 run
FIU				TD	2:50/4th		Thomas 28 INT

SCORING DRIVES - OPPONENTS

OPP.	NO OF PLYS	TOT. YDS	DRIVE TIME	SCORE TYPE	SCORE TIME/QTR	DRIVE START	SCORING PLAY
JMU	11	60	3:50	TD	14:55/2nd	J40	Brown 20 rec
JMU	5	52	2:27	TD	6:49/2nd	J48	Brown 29 rec
JMU	7	55	2:41	TD	3:05/2nd	J45	Thornton 7 rec
JMU	3	65	:46	TD	13:16/3rd	J35	Thornton 35 rec
JMU	3	35	1:11	TD	10:47/3rd	M35	Thornton 19 rec
JMU				Safety	10:36/3rd		
JMU	9	80	5:54	TD	6:49/4th	J20	Ravenel 9 rec
CSU	3	61	1:13	TD	8:41/3rd	C39	Horton 48 rec
CSU	2	70	:43	TD	6:02/3rd	C30	Horton 69 rec
CSU	7	36	2:43	TD	1:57/3rd	M36	Horton 17 rec
TSU	5	65	2:56	TD	4:45/3rd	T35	Rouse 34 rec
Miami	11	47	3:02	FG	4:52/1st	UM32	Borregales 39 FG
Miami	15	87	6:31	TD	1:20/2nd	UM13	Parrish 6 rec
Miami	5	72	1:35	TD	6:08/3rd	UM28	Franklin 1 run
Miami				TD	14:34/4th		Smith 91 KO ret
Miami	10	43	2:23	TD	6:05/4th	M43	Franklin 1 run
UTSA	4	80	1:21	TD	12:11/1st	U20	Franklin 43 rec
UTSA	11	74	4:03	FG	6:26/1st	U16	Sackett 28 FG
UTSA	5	75	1:32	TD	13:20/1st	U25	Franklin 28 rec
UTSA	6	73	2:10	TD	9:53/2nd	U27	Smith 2 run
UTSA	9	79	3:12	TD	3:22/2nd	U21	Harris 5 run
UTSA	14	75	6:08	TD	8:52/3rd	U25	Harris 1 run
UTSA	6	45	1:48	TD	1:42/4th	M45	Brady 25 run
UAB	4	70	1:36	TD	13:18/1st	A30	McBride 5 run
UAB	7	87	3:32	TD	8:48/1st	A13	Brown 24 run
UAB	7	65	2:50	TD	2:44/1st	A35	McBride 1 run
UAB	15	72	1:49	FG	10:54/2nd	A26	Quinn 19 FG
UAB	5	57	2:18	TD	5:43/2nd	A43	McBride 27 run
UAB	4	91	1:56	TD	2:41/2nd	A9	Shropshire 68 rec
UAB	8	50	4:08	FG	10:07/3rd	A20	Quinn 47 FG
WKU	6	62	1:25	TD	14:56/2nd	W38	Corley 3 rec
WKU	10	84	3:11	TD	2:39/2nd	W16	Robichaux 14 run
WKU	7	73	2:40	TD	12:15/3rd	W27	Reed 1 run
WKU	5	53	1:52	TD	2:04/3rd	W47	Simon 1 rec
WKU				TD	9:44/4th		Thomas 42 INT
UTEP	11	49	5:59	FG	11:12/2nd	U21	Baechle 47 FG
UTEP	14	83	3:22	TD	:27/2nd	U17	Smith 4 rec
UTEP	10	59	4:53	FG	7:30/4th	U11	Baechle 47 FG
LT	3	77	:51	TD	5:40/1st	L23	Allen 41 rec
LT	9	60	3:04	TD	1:48/1st	L40	Harris 10 rec
LT	5	59	:55	FG	10:48/2nd	L18	Barnes 40 FG
LT	6	9	1:59	FG	8:44/2nd	M28	Barnes 36 FG
LT	8	85	3:04	TD	1:02/2nd	L15	Harris 27 rec
LT				TD	10:51/3rd		Roberts 18 INT
LT	4	-2	2:14	FG	3:05/3rd	M13	Barnes 32 FG
LT	4	-8	1:23	FG	1:12/3rd	M11	Barnes 36 FG
CLT	8	52	2:51	TD	13:02/2nd	C48	Spencer 1 rec
CLT	10	68	3:01	TD	4:11/2nd	C32	DuBose 24 rec
FAU	8	65	2:42	TD	9:35/1st	F35	Perry 1 run
FAU	2	3	:12	TD	:14/2nd	M03	McCammon 5 run
FAU	6	75	2:17	TD	8:03/3rd	F25	Edrine 45 rec
FIU	9	93	1:13	TD	:20/2nd	F7	Fairweather 6 rec
FIU	1	75	:09	TD	8:39/3rd	F25	Fairweather 75 rec
FIU	4	63	1:14	TD	6:05/3rd	F37	Miamen 21 rec
FIU	8	86	3:15	TD	10:51/4th	F14	Fairweather 3 rec



DRIVES

GAME-OPENING DRIVES

Opponent	Middle Tennessee			Opponents		
	Pts.	1st Dns	Yds	Pts	1st Dns	Yds
JMU	0	0	1	0	4	64
CSU	0	1	18	0	0	3
TSU	0	3	37	0	1	29
Miami	0	1	28	0	0	0
UTSA	0	1	36	7	3	80
UAB	0	0	7	7	3	70
WKU	0	1	12	0	0	0
UTEP	3	3	68	0	0	-3
LT	0	0	2	0	0	0
Charlotte	0	1	21	0	4	66
FAU	7	3	75	7	2	65
FIU	3	4	61	0	3	60
SDSU						

SECOND HALF-OPENING DRIVES

Opponent	Middle Tennessee			Opponents		
	Pts.	1st Dns	Yds	Pts	1st Dns	Yds
JMU	0	0	6	7	3	65
CSU	7	2	75	0	0	-5
TSU	7	1	75	0	0	2
Miami	0	0	-1	0	1	31
UTSA	0	1	19	7	5	75
UAB	0	0	5	3	3	50
WKU	0	3	53	7	3	73
UTEP	0	2	39	0	0	0
LT	0	0	1	0	1	19
Charlotte	0	0	1	0	0	9
FAU	7	65	4	0	0	3
FIU	7	3	56	0	0	-5
SDSU						

DRIVES SUPERLATIVES

	Middle Tennessee	Opponent
Most Plays/Result	21/FG vs LT	15/TD by Miami; FG by UAB
Most Yards/Result	98/TD vs Miami	93/TD by FIU
Most Time/Result	8:37/Clock vs TSU	6:42/Downs by UTEP

TOP PFF GRADES (minimum 25 snaps played)

OFFENSE	1	2	3	4	5
JMU	Ali (65.4%)	Palmer (63.7%)	Falvey (63.1%)	Gathings (55.7%)	Sherman (53.9%)
CSU	Cunningham (69.7%)	Gathings (66.5%)	Graham (65.7%)	Ali (64.3%)	Peasant (62.4%)
TSU	Cunningham (76.7%)	Lane (72.3%)	Graham (66.4%)	Bodiford (62.0%)	Ali (61.2%)
Miami	England-Chisolm (77.8%)	Lane (77.3%)	Peasant (73.8%)	Cunningham (71.2%)	Toney (55.6%)
UTSA	Lane (67.0%)	Graham (64.9%)	Ryles (62.6%)	Gathings (59.8%)	Peasant (57.3%)
UAB	Lane (76.5%)	Peasant (70.4%)	Graham (69.5%)	Ryles (64.3%)	Gathings (60.6%)
WKU	Ali (62.8%)	Ervin (60.1%)	Lane (59.9%)	Cunningham (58.2%)	Gathings (54.2%)
UTEP	Cunningham (84.4%)	Lane (77.1%)	Peasant (76.2%)	Ali (65.4%)	England-Chisolm (62.9%)
LT	Peasant (69.9%)	Metcalfe (65.8%)	Bailey (65.8%)	Falvey (64.4%)	Ali (64.0%)
Charlotte	Peasant (74.4%)	Metcalfe (71.3%)	England-Chisolm (64.7%)	Kelly (63.6%)	Bodiford (61.1%)
FAU	England-Chisolm (71.5%)	Peasant (70.9%)	Lane (69.0%)	Cunningham (67.0)	Metcalfe (63.7%)
FIU	Cunningham (82.7%)	Coleman (79.9%)	Peasant (79.0%)	Ali (70.9%)	Gathings (69.9%)
SDSU					

DEFENSE	1	2	3	4	5
JMU	Ferguson (78.7%)	Dixon (68.6%)	Cook (66.1%)	Davis (65.1%)	Curtis (64.7%)
CSU	Dixon (87.1%)	Ferguson (81.9%)	Fluellen (78.5%)	Francis (77.6%)	Curtis (75.8%)
TSU	Patterson (77.6%)	Branch (72.9%)	Ferguson (72.5%)	Dunnigan (70.7%)	Thomas (70.5%)
Miami	Cook (78.9%)	Patterson (77.2%)	Dixon (73.1%)	Dunnigan (72.6%)	Wood (71.6%)
UTSA	Branch (80.4%)	Dixon (80.0%)	Patterson (79.5%)	Curtis (74.7%)	Fluellen (65.5%)
UAB	Curtis (75.7%)	Dixon (74.6%)	Smith (68.8%)	Cook (67.0%)	Wood (63.3%)
WKU	Ross (71.2%)	Patterson (69.8%)	Fluellen (69.5%)	Cook (69.3%)	Ferguson (68.0%)
UTEP	Thomas (89.6%)	Cook (81.9%)	Ross (73.5%)	Ferguson (71.2%)	Smith/Hughes (70.9%)
LT	Fluellen (81.9%)	Ferguson (81.3%)	Hughes (78.5%)	Ross (74.3%)	Francis (73.1%)
Charlotte	Curtis (86.7%)	Thomas (82.7%)	Cook (77.4%)	Fluellen (75.6%)	Ferguson (71.7%)
FAU	Curtis (81.0%)	Dixon (77.4%)	Francis (74.7%)	Fluellen (71.9%)	Rayam (69.6%)
FIU	Cook (92.9%)	Curtis (90.7%)	Ferguson (83.4%)	Francis (79.6%)	Dixon (72.2%)
SDSU					

THE LAST TIME ...

MIDDLE TENNESSEE

SHUT OUT AN OPPONENT: September 3, 2016, vs Alabama A&M. Score: 55-0
HAD AN OFFENSIVE DRIVE OF 90 OR MORE YARDS: Nov. 19, 2022 vs FAU (90 yards, TD)
RUSHED FOR MORE THAN 300 YARDS: Oct. 26, 2019, vs FIU (471 yards)
RUSHED FOR MORE THAN 400 YARDS: Oct. 26, 2019, vs FIU (471 yards)
PASSED FOR MORE THAN 300 YARDS: Nov. 19, 2022, vs FAU (448 yards)
HAD MORE THAN 500 YARDS TOTAL OFFENSE: Nov. 19, 2022, vs FAU (615 yards)
HAD MORE THAN 600 YARDS TOTAL OFFENSE: Nov. 19, 2022, vs FAU (615 yards)
SCORED MORE THAN 50 POINTS: Oct. 27, 2018, vs ODU (51 points)
SCORED ON ITS FIRST PLAY FROM SCRIMMAGE: August 29, 2013 vs Western Carolina (Jordan Parker 65-yard run)
FAILED TO HAVE AT LEAST 150 YARDS OF TOTAL OFFENSE: September 3, 2022 vs JMU (125 yards)
FAILED TO RUSH FOR MORE THAN 100 YARDS: Oct. 15, 2022 vs WKU (26 carries, 63 yards)
FAILED TO PASS FOR MORE THAN 100 YARDS: Oct. 26, 2019 vs FIU (25 yards)
HELD AN OPPONENT TO LESS THAN 100 YARDS RUSHING: Nov. 26, 2022, vs FIU (83 yards)
HELD AN OPPONENT TO LESS THAN 100 YARDS PASSING: Nov. 13, 2021, vs FIU (88 yards)
HELD AN OPPONENT TO LESS THAN 200 YARDS TOTAL OFFENSE: November 13, 2021, vs FIU (155 yards)
HELD AN OPPONENT TO LESS THAN 300 YARDS TOTAL OFFENSE: Oct. 29, 2022, vs UTEP (292 yards)
RETURNED A KICKOFF FOR A TOUCHDOWN: November 1, 2012 vs WKU (Reggie Whatley - 96 yards)
RETURNED OPENING KICKOFF FOR A TOUCHDOWN: October 6, 2006 vs Louisville (Damon Nickson - 88 yards)
RETURNED A PUNT FOR A TOUCHDOWN: September 4, 2021 vs Monmouth (Jaylin Lane - 70 yards)
RETURNED A BLOCKED PUNT FOR A TOUCHDOWN: Nov. 12, 2022 vs Charlotte (M. Cook block, Jordan Ferguson TD - 1 yard)
BLOCKED AN OPPONENT PUNT: Nov. 19, 2022 vs FAU (Ralph Mency)
BLOCKED A FIELD GOAL: Nov. 12, 2022 vs Charlotte (Decorian Patterson)
RETURNED BLOCKED FIELD GOAL FOR A TOUCHDOWN: September 5, 2015 vs Jackson State (Jamarcus Howard - 63 yards)
RETURNED A PASS INTERCEPTION FOR A TOUCHDOWN: Nov. 26, 2022, vs FIU: (Jakobe Thomas - 28 yards)
RETURNED A FUMBLE FOR A TOUCHDOWN: November 27, 2021 vs FAU (Jordan Ferguson - 71 yards)
SCORED A SAFETY: Nov. 13, 2021, vs FIU (Cook sack for safety)
SCORED A 2-POINT CONVERSION: September 24, 2021 vs Monmouth (Jaylin Lane reception)
SCORED A TD ON OFFENSE, DEFENSE AND SPECIAL TEAMS: Oct. 30, 2021 vs USM
SCORED ON GAMES FINAL PLAY FOR WIN: Oct. 24, 2013 vs Marshall (9-yard TD catch by Tavarres Jefferson 0:00 on clock) Final Score: MT 51, Marshall 49
PLAYER RUSHED FOR MORE THAN 100 YARDS: Sept. 17, 2022, vs TSU (F. Peasant 122 yards)
TWO PLAYERS RUSHED FOR MORE THAN 100 YARDS: Oct. 26, 2019, vs FIU (A. O'Hara 159 yards; J. McDonald 138 yards, T. West 130 yards)
THREE PLAYERS RUSHED FOR MORE THAN 100 YARDS: Oct. 26, 2019, vs FIU (A. O'Hara 159 yards; J. McDonald 138 yards, T. West 130 yards)
TWO PLAYERS RUSHED FOR MORE THAN 200 YARDS: November 26, 2016, FAU (I'Tavius Mathers - 213; Richie James - 207)
PLAYER RUSHED FOR MORE THAN 200 YARDS: November 26, 2016, FAU (I'Tavius Mathers - 213; Richie James - 207)
PLAYER HAD 100 OR MORE YARDS RECEIVING: Nov. 19, 2022, vs FAU (Frank Peasant 8-107)
PLAYER HAD 100 YARDS RUSHING AND 100 YARDS RECEIVING: Nov. 26, 2016 vs FAU (Richie James - 207 rushing, 120 receiving)
PLAYER HAD 200 YARDS RUSHING AND 100 YARDS RECEIVING: Nov. 26, 2016 vs FAU (Richie James - 207 rushing, 120 receiving)
TWO PLAYERS HAD 100 OR MORE RECEIVING YARDS: Sept. 24, 2022, vs Miami (DJ England-Chisolm - 169 yards; Jaylin Lane 4-130)
HAD 300-YD PASSER, 100-YD RECEIVER, 100-YD RUSHER: Oct. 15, 2016 (B. Stockstill 434 passing, R. James 223 receiving, I. Mathers 143 rushing)
PLAYER HAD MULTIPLE INTERCEPTIONS: Nov. 26, 2022 vs FIU (Decorian Patterson - 2 INTs)
PLAYED AN OVERTIME GAME: October 24, 2020 vs Rice (MT 40, Rice 34; 2 OT)

OPPONENT

MIDDLE TENNESSEE WAS SHUT OUT: Sept. 5, 2020 vs Army. Score: 42-0
RUSHED FOR MORE THAN 250 YARDS: Oct. 8, 2022 by UAB (303 yards)
RUSHED FOR MORE THAN 400 YARDS: Oct. 17, 2020, by North Texas (462 yards)
PASSED FOR MORE THAN 300 YARDS: Nov. 26, 2022, by FIU (414 yards)
PASSED FOR MORE THAN 400 YARDS: November 26, 2022, by FIU (414 yards)
HAD MORE THAN 500 YARDS TOTAL OFFENSE: Oct. 8, 2022, by UAB (581 yards)
HAD MORE THAN 600 YARDS TOTAL OFFENSE: Oct. 17, 2020, by North Texas (768 yards)
HELD MT TO LESS THAN 100 YARDS OF TOTAL OFFENSE: September 15, 2007 vs LSU (90 yards)
HELD MT TO LESS THAN 50 TOTAL RUSHING YARDS: Sept. 3, 2022 vs JMU, (12 yards)
HELD MT TO LESS THAN 100 TOTAL PASSING YARDS: November 29, 2014 vs UTEP (99 yards)
SCORED 50 POINTS: December 24, 2016 by Hawaii: Score: 52-35
RETURNED A KICKOFF FOR A TOUCHDOWN: September 24, 2022, by Miami (K. Smith - 91 yards)
RETURNED A PUNT FOR A TOUCHDOWN: September 15, 2018, by Georgia (Mecole Hardman - 70 yards)
SCORED ON A KICKOFF AND PUNT RETURN IN SAME GAME: September 5, 2009, by Clemson
RETURNED A BLOCKED PUNT FOR A TOUCHDOWN: Oct. 19, 2019, North Texas (D. Harrison)
BLOCKED A PUNT: Nov. 5, 2022, LA Tech (P. Okorie)
BLOCKED A FIELD GOAL: October 17, 2020, by North Texas
BLOCKED A PAT: Sept. 25, 2020 by UTSA
RETURNED A PASS INTERCEPTION FOR A TOUCHDOWN: Nov. 5, 2022, by LT (W. Roberts - 18 yards)
RETURNED A FUMBLE FOR A TOUCHDOWN: October 30, 2021, vs USM (Jordan Branch - 29 yards)
SCORED A SAFETY: Sept. 3, 2022 by JMU
SCORED A TWO-POINT CONVERSION: Oct. 9, 2021 (Liberty)
PLAYER RUSHED FOR 100 YARDS: Nov. 5, 2022, LT (Marquis Crosby - 123 yds)
HAD OVER 130 YARDS IN PUNT RETURNS: September 5, 2009, by Clemson (5-135 yards)

CAREER HIGHS

#0 DE RICHARD KINLEY

Tackles..... 7 vs Marshall, 2020
Solo Tackles..... 3 vs VT, Liberty, 2021
Tackles for Loss..... 1.5 vs Rice, 2020; Liberty, 2021
Sacks..... 1.0, three times
Fumble Recovery..... 1 vs Monmouth, 2021
Pass Breakup..... 1 vs USM, 2021

#1 CB TELDRICK ROSS

Tackles..... 11 vs JMU, 2022
Solo Tackles..... 7 vs Miami, 2022
Pass Breakups..... 5 vs FAU, 2022
Fumble Recovery..... 1 vs UTSA, 2021; vs WKU, 2022
Interceptions..... 1, twice
Tackles for Loss..... 1.0, five times

#2 WR IZAIHAH GATHINGS

Receptions..... 14 vs Charleston So., 2019
Receiving Yards..... 172 vs Charleston So., 2019
Long Reception..... 43 vs NC Central, 2019
Receiving TD..... 2, four times

#3 WR DJ ENGLAND-CHISOLM

Receptions..... 9 vs ODU, 2021
Receiving Yards..... 169 vs Miami, 2022
Long Reception..... 98 vs Miami, 2022
Receiving TD..... 2 vs Miami, 2022

#4 LB JOHNATHAN BUTLER

Tackles..... 10 vs Rice, 2020
Solo Tackles..... 4 vs Toledo, 2021
Tackles for Loss..... 1.0 vs FIU, 2020
Interceptions..... 1 vs Troy, 2020
Fumble Recovery..... 1 vs Rice, 2020 (TD)
Forced Fumble..... 1 vs WKU, 2021

#5 WR BUD TOLBERT

Receptions..... 3 vs UAB, CLT, FAU, 2022
Receiving Yards..... 40 vs CLT, 2022
Long Reception..... 18 vs LT, 2022
Touchdown..... 0

#6 S DEIDRICK STANLEY

Tackles..... 8 vs WKU, 2022
Solo Tackles..... 5 vs WKU, UTEP, 2022
Tackles for Loss..... 2.0 vs Marshall, 2021
Pass Breakups..... 2 vs LT, 2022
Forced Fumble..... 1 vs USM, 2021
Interception..... 1 vs Marshall, 2021
Sacks..... 1 vs USM, 2021; UTEP, 2022

#7 PK ZEKE RANKIN

Field Goals..... 3 vs vs UConn, 2021; UTSA, 2022
Longest Field Goal..... 46 yards vs FIU, 2021
Most Points..... 12 vs FIU, 2021; UTSA, 2022

#7 DL ZAYLIN WOOD

Tackles..... 7 vs UTSA, 2022
Solo Tackles..... 4.0 vs CLT, 2022
Tackles for Loss..... 2.0 vs Miami, UTSA, 2022
Sacks..... 2.0 vs Miami, UTSA, 2022
Blocked Kick..... 1 vs UTSA, 2021 (FG)
Fumble Recovery..... 1, three times
Receptions..... 1 vs FAU, 2021 (TD)
Interceptions..... 1 vs Toledo, 2021; vs Miami, 2022
Pass Breakup..... 1, three times

#8 LB DEVYN CURTIS

Tackles..... 6 vs Miami, CLT, 2022
Solo Tackles..... 3.0 vs CSU, CLT, 2022
Tackles for Loss..... 1.0 vs TSU, CLT, 2022
Pass Breakups..... 3 vs FIU, 2022

Interception..... 0
Fumble Recovery..... 1 vs WKU, 2022
Forced Fumble..... 1 vs CLT, 2022

#9 DL JORDAN FERGUSON

Tackles..... 9, four times
Solo Tackles..... 6, three times
Tackles for Loss..... 4.0 vs LT, 2022
Sacks..... 2.5 vs USM, 2021
Interceptions..... 1 vs FIU, 2017
Fumble Recovery..... 1, four times
Forced Fumble..... 1, five times
Pass Breakup..... 1, six times
Blocked Kicks..... 1 vs JMU, 2022 (FG)

#10 DL JA'KERRIUS WYATT

Tackles..... 5 vs ODU, 2021
Solo Tackles..... 2, five times
Fumble Recovery..... 1 vs USM, 2021; vs CSU, 2022
Tackles for Loss..... 1.0 vs UTSA, 2022
Sacks..... 0

#11 QB NICK VATTIATO

Attempts..... 49 vs ODU, 2021
Completions..... 34 vs ODU, 2021
Passing Yards..... 304 vs ODU, 2021
Passing TD..... 2 vs WKU, FIU, Toledo, 2021
Long Pass..... 59 vs Toledo, 2021
Interceptions..... 5 vs WKU, 2021
Rushes..... 14 vs CLT, 2022
Rushing Yards..... 25 vs FIU, 2021
Rushing TD..... 0
Long Run..... 13 vs LT, 2022

#11 S MARVAE MYERS

Tackles..... 4 vs Marshall, 2019; vs Troy, 2020
Solo Tackles..... 4 vs Marshall, 2019
Pass Breakups..... 1 vs Troy, 2020
Interceptions..... 0

#13 P KYLE ULBRICH

Punts..... 10 vs UTSA, 2021
Punting Yards..... 447 vs WKU, 2022
Average..... 51.8 vs Miami, 2022
Long Punt..... 75 vs FIU, 2020
Downed Inside 20..... 5 vs UTSA, 2021

#13 WR JAVONTE SHERMAN

Receptions..... 0
Receiving Yards..... 0
Long Reception..... 0
Touchdown..... 0

#15 WR JACOB COLEMAN

Receptions..... 1 vs JMU, 2022
Receiving Yards..... 16 vs JMU, 2022
Long Reception..... 16 vs JMU, 2022
Touchdown..... 0

#16 QB CHASE CUNNINGHAM

Attempts..... 56 vs UTSA, 2022
Completions..... 40 vs FAU, 2022
Passing Yards..... 448 vs FAU, 2022
Passing TD..... 5 vs Charlotte, 2021; vs FAU, 2022
Long Pass..... 98 vs Miami, 2022
Rushes..... 12 vs CSU, 2022
Rushing Yards..... 65 vs Charlotte, 2021
Rushing TD..... 1 vs UNT, 2019
Long Run..... 27 vs Charlotte, 2021

#17 S TRA FLUELLEN

Tackles..... 16 vs CLT, 2022

Solo Tackles..... 8.0 vs CLT, 2022
Tackles for Loss..... 1.5 vs CLT, 2022
Pass Breakups..... 1, six times
Interception..... 1 vs CSU (TD), WKU, 2022

#18 LB JAMES DOUGLAS

Tackles..... 0
Solo Tackles..... 0
Tackles for Loss..... 0
Pass Breakups..... 0

#19 RB A'VARIUS SPARROW

Rushes..... 6 vs JMU, 2022
Rushing Yards..... 41 vs CSU, 2022
Rushing TD..... 0
Long Run..... 25 vs CSU, 2022
Receptions..... 1 vs JMU, CSU, 2022
Receiving Yards..... 5 vs JMU, 2022
Long Reception..... 5 vs JMU, 2022

#21 RB JOE ERVIN

Rushes..... 7 vs UAB, 2022
Rushing Yards..... 54 vs UAB, 2022
Rushing TD..... 0
Long Run..... 20 vs UAB, 2022
Receptions..... 5 vs WKU, 2022
Receiving Yards..... 22 vs WKU, 2022
Long Reception..... 14 vs WKU, 2022

#23 CB JALEN JACKSON

Tackles..... 6 vs Miami, 2022
Solo Tackles..... 4 vs JMU, UTSA, 2022
Tackles for Loss..... 1.0, three times
Pass Breakups..... 1, three times
Forced Fumble..... 1 vs UConn, 2021
Interception..... 1 vs Marshall, 2021
Sacks..... 1 vs USM, 2021

#24 RB DARIUS BRACY

Rushes..... 20 vs FIU, 2022
Rushing Yards..... 91 vs FIU, 2022
Rushing TD..... 1 vs UTSA, FIU, 2022
Long Run..... 53 vs UTSA, 2022
Receptions..... 5 vs UTSA, 2022
Receiving Yards..... 26 vs UTSA, 2022
Long Reception..... 9 vs UTSA, 2022

#25 WR BRYCE BAILEY

Receptions..... 3 vs LT, 2022
Receiving Yards..... 46 vs LT, 2022
Long Reception..... 19 vs LT, 2022
Touchdown..... 0

#30 S JAKOBE THOMAS

Tackles..... 11 vs WKU, 2022
Solo Tackles..... 9 vs WKU, 2022
Pass Breakups..... 1 vs CLT, FAU, 2022
Tackles For Loss..... 1.0 vs UTEP, 2022
Forced Fumble..... 1 vs WKU, 2022
Interception..... 2 vs FIU, 2022

#31 CB DEONTE STANLEY

Tackles..... 5 vs UTSA, 2022
Solo Tackles..... 5 vs UTSA, 2022
Pass Breakups..... 1 vs UTSA, 2022
Tackles For Loss..... 1.0 vs UTSA, 2022
Interception..... 1 vs TSU, 2022

#33 CB DECORIAN PATTERSON

Tackles..... 9 vs FIU, 2020
Solo Tackles..... 8 vs Miami, 2022
Tackles for Loss..... 2.5 vs Troy, 2020

CAREER HIGHS

Pass Breakups2, eight times
 Sacks1.5 vs Troy, 2020
 Interceptions2 vs UTSA, FIU, 2022
 Fumble Recovery1 vs WKU, 2020; FIU, 2021
 Forced Fumble1 vs FIU, 2020
 Blocked Kick1 vs Charlotte, 2022 (FG)

#34 LB CHRISTIAN DIXON

Tackles8 vs CSU, FAU, 2022
 Solo Tackles3 vs CSU, FIU, 2022
 Tackles for Loss2.0 vs CSU, 2022
 Pass Breakups1 vs LT, 2022
 Forced Fumble1 vs CSU, FAU, 2022
 Sacks2.0 vs CSU, 2022

#35 LB JALEN DAVIS

Tackles5 vs Rice, 2019; vs JMU, 2022
 Solo Tackles5 vs JMU, 2022
 Tackles for Loss3.0 vs JMU, 2022
 Pass Breakups0
 Forced Fumble1 vs CSU, 2022
 Sacks1.0 vs Miami, 2022
 Interceptions1 vs TSU, 2022

#36 RB FRANK PEASANT

Rushes22 vs CSU, 2022
 Rushing Yards122 vs TSU, 2022
 Rushing TD3 vs TSU, 2022
 Long Run85 vs TSU, 2022
 Receptions8 vs FAU, 2022
 Receiving Yards107 vs FAU, 2022
 Long Reception19 vs FAU, 2022

#40 LB DREW FRANCIS

Tackles6 vs JMU, 2022
 Solo Tackles3 vs UAB, 2022
 Tackles for Loss1.0 vs CSU, UAB, UTEP, 2022
 Sacks1.0 vs CSU, 2022
 Pass Breakups2 vs FIU, 2022

#41 LB RAQUON HARTLEY

Tackles8 vs Miami, UTSA, 2022
 Solo Tackles4 vs Miami, 2022
 Tackles for Loss1.5 vs Miami, 2022
 Sacks1.0 vs WKU, 2021
 Forced Fumble1 vs FIU, 2021

#49 DL JORDEN STARLING

Tackles7 vs Troy, 2020
 Solo Tackles5 vs Troy, 2020
 Tackles for Loss1.0, three times
 Sacks1 vs USM, 2021
 Pass Breakup1 vs UTSA, 2020; vs WKU, 2022
 Forced Fumble1 vs Monmouth, 2021
 Blocked Kick1 vs Charlotte, 2021 (FG)

#57 DL MARLEY COOK

Tackles4 vs Monmouth, 2021
 Solo Tackles3 vs Monmouth, 2021; CLT, 2022
 Tackles for Loss2.0 vs CSU, FAU, 2022
 Sacks2.0 vs CSU, FAU, 2022
 Forced Fumble1 vs Monmouth, 2021
 Interception1 vs USM, 2021
 Safety1 vs FIU, 2021
 Pass Breakup1 vs CLT, 2022
 Blocked Kick1 vs CLT, 2022 (Punt)

#83 WR JAYLIN LANE

Receptions10 vs ODU, 2021; UTSA, 2022
 Receiving Yards179 vs UTSA, 2022
 Long Reception89 vs Miami, 2022
 Receiving TD1, five times

Long Punt Return70 vs Monmouth, 2021

#84 WR ELIJAH METCALF

Receptions8 vs CLT, 2022
 Receiving Yards83 vs CLT, 2022
 Long Reception69 vs Miami, 2022
 Receiving TD1 vs CSU, Miami, 2022

#86 WR JEREMY TATE

Receptions3 vs UTEP, 2022
 Receiving Yards37 vs FAU, 2022
 Long Reception34 vs FAU, 2022
 Touchdown1 vs UTEP, 2022

#87 WR MARQUEL TINSLEY

Receptions3 vs FIU, 2020
 Receiving Yards38 vs FIU, 2020
 Long Reception23 vs FIU, 2020
 Receiving TD1 vs VT, 2021

#89 WR YUSUF ALI

Receptions9 vs Toledo, 2021
 Receiving Yards98 vs Rice, 2020
 Long Reception36 vs WKU, 2021
 Touchdown1, five times

#91 LB PARKER HUGHES

Tackles7 vs LT, 2022
 Solo Tackles3 vs LT, FAU, 2022
 Tackles for Loss1.0 vs UTEP, LT, 2022
 Sacks1.0 vs UTEP, 2022
 Blocked Kick1 vs UTEP, 2022 (punt)
 Pass Breakup1 vs LT, 2022

#94 DL RALPH MENCY

Tackles3 vs UAB, 2022
 Solo Tackles3.0 vs UAB, 2022
 Pass Breakup1 vs TSU, 2022
 Tackles for Loss0
 Sacks0
 Blocked Kick1 vs USM, 2021; vs FAU,, 2022


#97 DL QUINDARIUS DUNNIGAN

Tackles7 vs CSU, 2022
 Solo Tackles4 vs Miami, 2022
 Tackles for Loss3.5 vs CSU, 2022
 Sacks2.5 vs CSU, 2022
 Pass Breakups1 vs CSU, 2022

#99 DL JORDAN BRANCH

Tackles4 vs Monmouth, 2021
 Solo Tackles2 vs TSU, Miami, 2022
 Tackles for Loss1.0 vs Michigan, 2019; VT, 2021
 Sacks1.0 vs Michigan, 2019
 Fumble Recovery1, three times
 Forced Fumble1 vs Miami, 2022
 Pass Breakup1 vs WKU, 2020; vs USM, 2021
 Interceptions1 vs UTSA, 2022



	GAME ONE	
	Sept. 3, 2022 Harrisonburg, VA Attendance: 23,074 TV: ESPN+	
MTSU	7	
JMU	44	

Score by Quarters	1	2	3	4	OT	F
JMU	0	21	16	7	-	44
MTSU	0	0	7	0	-	7

Scoring Summary

Q	Time	Team	Scoring Play
2nd	14:55	JMU	Brown 20 pass from Centeio (Wise PAT) 11-60, 3:50, JMU 7, MT 0
2nd	6:49	JMU	Brown 29 pass from Centeio (Wise PAT) 5-52, 2:17, JMU 14, MT 0
2nd	3:05	JMU	Thornton 7 pass from Centeio (Wise PAT) 7-55, 2:41, JMU 21, MT 0
3rd	13:16	JMU	Thornton 35 pass from Centeio (Wise PAT) 3-65, :46, JMU 28, MT 0
3rd	10:47	JMU	Thornton 19 pass from Centeio (Wise PAT) 3-55, 1:11, JMU 35, MT 0
3rd	10:36	JMU	Safety JMU 37, MT 0
3rd	3:31	MTSU	Ali 26 pass from Cunningham (Rankin PAT) 12-77, 4:03, JMU 37, MT 7
4th	6:49	JMU	Ravenel 9 pass from Centeio (Wise PAT) 9-80, 5:54, JMU 44, MT 7

	MTSU	JMU
FIRST DOWNS	10	31
RUSHES-YARDS (NET)	28-12	52-261
PASSING YARDS (NET)	113	287
Passes Comp-Att-Int	19-33-0	21-33-0
TOTAL OFFENSE PLAYS-YARDS	61-125	85-548
Fumble Returns-Yards	0-0-0	1-1-0
Punt Returns-Yards	0-0-0	4-52-0
Kickoff Returns-Yards	1-15-0	2-20-0
Interception Returns-Yards	0-0-0	0-0-0
Punts (Number-Avg)	9-42.1	5-42.0
Fumbles-Lost	1-1	1-0
Penalties-Yards	5-43	6-70
Possession Time	23:05	36:55
Third-Down Conversions	4-16	9-17
Fourth-Down Conversions	0-1	0-2
Red Zone Scores-Chances	0-0	4-6
Sacks By: Number-Yards	2-16	4-17

RUSHING: Middle Tennessee-Sparrow 6-15; Bracy 4-14; Peasant 9-3; Ervin 1(-1); Cunningham 8(-19). JMU-Centeio 14-110; Agyei-Obese 15-82; Palmer 10-36; Black 9-31; Malignaggi 2-7; Knight 1(-1); Ravenel 1(-4).


PASSING: Middle Tennessee-Cunningham 18-32-0-116; Rice 1-1-0(-3). JMU-Centeio 21-33-0-287.

RECEIVING: Middle Tennessee-Ali 8-60; Gathings 6-34; Sherman 1-16; Sparrow 1-5; Tinsley 1-1; Bracy 2-0; Metcalf 1(-3). JMU-Thornton 12-155; Brown 5-78; Ravenel 2-15; Black 1-25; Knight 1-14.

INTERCEPTIONS: Middle Tennessee-None. JMU-None.

FUMBLES: Middle Tennessee-Peasant 1-1. JMU-Agyei-Obese 1-0.



	GAME TWO	
	Sept. 10, 2022 Fort Collins, CO Attendance: 27,641 TV: EVOCA	
MTSU	34	
CSU	19	

Score by Quarters	1	2	3	4	OT	F
CSU	0	0	19	0	-	19
MTSU	10	17	7	0	-	34

Scoring Summary

Q	Time	Team	Scoring Play
1st	14:51	MT	Fluellen 32 INT (Rankin PAT) MT 7, CSU 0
1st	5:02	MT	Rankin 25 FG 11-63, 3:59, MT 10, CSU 0
2nd	11:37	MT	Peasant 1 run (Rankin PAT) 7-41, 2:39, MT 17, CSU 0
2nd	2:26	MT	Rankin 35 FG 17-76, 6:35, MT 20, CSU 0
2nd	1:28	MT	Peasant 1 run (Rankin PAT) 3-18, :40, MT 27, CSU 0
3rd	13:41	MT	Metcalf 42 pass from Cunningham (Rankin PAT) 4-75, 1:19, MT 34, CSU 0
3rd	8:41	CSU	Horton 48 pass from Millen (PAT failed) 3-61, 1:13, MT 34, CSU 6
3rd	6:02	CSU	Horton 69 pass from Millen (Camper PAT) 2-70, :43, MT 34, CSU 13
3rd	1:57	CSU	Horton 17 pass from Millen (Pass failed) 7-36, 2:43, MT 34, CSU 19

	MTSU	CSU
FIRST DOWNS	20	16
RUSHES-YARDS (NET)	41-114	34(-)10
PASSING YARDS (NET)	266	256
Passes Comp-Att-Int	31-39-1	20-30-2
TOTAL OFFENSE PLAYS-YARDS	80-380	64-246
Fumble Returns-Yards	0-0-0	0-0-0
Punt Returns-Yards	1-12-0	2-10-0
Kickoff Returns-Yards	0-0-0	3-73-0
Interception Returns-Yards	2-32-1	1-0-0
Punts (Number-Avg)	5-42.4	6-40.3
Fumbles-Lost	1-1	3-2
Penalties-Yards	4-47	8-67
Possession Time	31:19	28:41
Third-Down Conversions	7-17	3-14
Fourth-Down Conversions	2-3	2-3
Red Zone Scores-Chances	4-4	1-3
Sacks By: Number-Yards	9-70	2-12


RUSHING: Middle Tennessee-Peasant 22-93; Cunningham 12-24; Bracy 6(-1); Sparrow 1(-2). CSU-Vivens 12-41; Bailey 14-7; Morrow 3-7; Millen 11(-65).

PASSING: Middle Tennessee-Cunningham 31-39-1-266. CSU-Millen 20-30-2-256.

RECEIVING: Middle Tennessee-Gathings 11-92; Ali 5-23; Sparrow 4-41; Lane 3-46; Metcalf 2-47; Toney 2-11; Peasant 2-0; Tolbert 1-12; Bracy 1(-6). CSU-Horton 9-186; Stovall 5-42; McCullough 4-26; Vivens 1-6; Bailey 1(-4).

INTERCEPTIONS: Middle Tennessee-Fluellen 1-32; Patterson 1-0. CSU-Howell 1-0.



	GAME THREE	
	Sept. 17, 2022 Murfreesboro, TN Attendance: 22,227 TV: ESPN+	
TSU	6	
MTSU	49	

Score by Quarters	1	2	3	4	OT	F
TSU	0	0	6	0	-	6
MTSU	21	21	7	0	-	49

Scoring Summary

Q	Time	Team	Scoring Play
1st	4:11	MT	Peasant 1 run (Rankin PAT) 6-62, 2:10, MT 7, TSU 0
1st	2:14	MT	Lane 15 pass from Cunningham (Rankin PAT) 3-54, 1:01, MT 14, TSU 0
1st	:15	MT	Montgomery 19 blocked punt (Rankin PAT) MT 21, TSU 0
2nd	9:13	MT	Bracy 11 pass from Cunningham (Rankin PAT) 10-63, 3:38, MT 28, TSU 0
2nd	1:44	MT	Cunningham 7 run (Rankin PAT) 11-69, 4:36, MT 35, TSU 0
2nd	:00	MT	Peasant 2 run (Rankin PAT) 5-16, :46, MT 42, TSU 0
3rd	14:00	MT	Peasant 85 run (Rankin PAT) 2-75, 1:00, MT 49, TSU 0
3rd	4:45	TSU	Rouse 34 pass from Garnett (Pass failed) 5-65, 2:56, MT 49, TSU 6

	TSU	MTSU
FIRST DOWNS	14	23
RUSHES-YARDS (NET)	27-61	45-223
PASSING YARDS (NET)	149	212
Passes Comp-Att-Int	18-29-2	21-25-1
TOTAL OFFENSE PLAYS-YARDS	210	435
Fumble Returns-Yards	0-0-0	0-0-0
Punt Returns-Yards	0-0-0	2-50-1
Kickoff Returns-Yards	7-157-0	0-0-0
Interception Returns-Yards	1-2-0	2-82-0
Punts (Number-Avg)	7-32.3	3-42.3
Fumbles-Lost	0-0	0-0
Penalties-Yards	4-50	7-62
Possession Time	24:28	35:32
Third-Down Conversions	4-12	6-12
Fourth-Down Conversions	0-1	2-2
Red Zone Scores-Chances	0-0	5-6
Sacks By: Number-Yards	2-7	1-6

RUSHING: Middle Tennessee-Peasant 13-122; Frost 4-33; Cunningham 6-23; Wilkins 8-19; Bracy 3-12; Montgomery 3-10; Rice 5-6; Sparrow 1-5. TSU-Rouse 6-28; Garnett 6-20; Starling 9-15; Ellis 4-0; Thorpe 2(-2-2).

PASSING: Middle Tennessee-Cunningham 20-24-1-216; Frost 1-1-0(-4). TSU-Ellis 12-18-1-96; Garnett 6-10-1-53; Rhodes 0-1-0-0.


RECEIVING: Middle Tennessee-Lane 4-55; Ali-3-45; Gathings 3-30; Metcalf 2-27; Toney 1-16; England-Chisolm 3-15; Peasant 2-13; Bracy 1-11; Tate, Jr. 1-4; Bailey 1(-4). TSU-Holloman 6-50; Rouse 1-34; Dobson 3-23; Starling 2-21; Brenson 2-13; Davis 1-8; Thornton 3-0.

INTERCEPTIONS: Middle Tennessee-Deonte Stanley 1-35; J. Davis 1-47. TSU-Watkins 1-2.

FUMBLES: Middle Tennessee-None. TSU-None.



MIDDLE TENNESSEE FOOTBALL

		GAME FOUR Sept. 24, 2022 Miami, FL Attendance: 46,713 TV: ACCN	
		MTSU	45
		MIAMI	31

Score by Quarters	1	2	3	4	OT	F
MTSU	17	7	7	14	-	45
MIAMI	3	7	7	14	-	31

Scoring Summary

Q	Time	Team	Scoring Play
1st	10:46	MT	Rankin 28 FG 2-4, :59, MT 3, Miami 0
1st	10:04	MT	Wood 15 INT Return (Rankin PAT) MT 10, Miami 0
1st	4:52	UM	Borregales 39 FG 11-47, 3:02, MT 10, Miami 3
1st	4:21	MT	Chisolm 71 pass from Cunningham (Rankin PAT) 2-75, :14, MT 17, Miami 3
2nd	12:17	MT	Cunningham 9 run (Rankin PAT) 5-94, 1:51, MT 24, Miami 3
2nd	1:20	UM	Parrish 6 pass from Van Dyke (Borregales PAT) 15-87, 6:31, MT 24, Miami 10
3rd	8:01	MT	Metcalf 69 pass from Cunningham (Rankin PAT) 2-76, :27, MT 31, Miami 10
3rd	6:08	UM	Franklin 1 run (Borregales PAT) 5-72, 1:35, MT 31, Miami 17
4th	14:45	MT	Chisolm 98 pass from Cunningham (Rankin PAT) 1-98, :11, MT 38, Miami 17
4th	14:34	UM	Smith 91 kickoff return (Borregales PAT) MT 38, Miami 24
4th	8:42	MT	Peasant 1 run (Rankin PAT) 12-75, 5:46, MT 45, Miami 24
4th	6:05	UM	Franklin 1 run (Rankin PAT) 10-43, 2:23, MT 45, Miami 31

	MTSU	UM
FIRST DOWNS	14	26
RUSHES-YARDS (NET)	36-99	38-60
PASSING YARDS (NET)	408	307
Passes Comp-Att-Int	16-25-1	26-51-2
TOTAL OFFENSE PLAYS-YARDS	61-507	89-367
Fumble Returns-Yards	0-0-0	0-0-0
Punt Returns-Yards	2-1-0	0-0-0
Kickoff Returns-Yards	0-0-0	8-256-1
Interception Returns-Yards	2-17-1	1-0-0
Punts (Number-Avg)	5-51.8	3-47.3
Fumbles-Lost	1-0	1-1
Penalties-Yards	8-82	4-15
Possession Time	26:02	33:58
Third-Down Conversions	3-12	7-20
Fourth-Down Conversions	2-3	5-8
Red Zone Scores-Chances	3-4	3-5
Sacks By: Number-Yards	4-27	2-9


RUSHING: Middle Tennessee-Peasant 19-74; Cunningham 9-29; Bracy 6-5, Miami-Parrish 14-57; Franklin 15-36; Knighton 2-1; Smith 1-1; Brinson 1(-8); Van Dyke 3(-12); Garcia 2(-15).

PASSING: Middle Tennessee-Cunningham 16-25-1-408, Miami-Van Dyke 16-32-2-138; Garcia 10-19-0-169.

RECEIVING: Middle Tennessee-Lane 4-130; Gathings 4-19; England-Chisolm 2-169; Tinsley 2-13; Metcalf 1-69; Bracy 1-6; Toney 1-4; Ali 1(-2). Miami-Ladson 6-65; Smith 4-81; Mallory 4-50; Smith 3-27; Redding 2-28; Arroyo 2-21; Skinner 1-17; Franklin 1-9; Brinson 1-6; Parrish 1-6; Knighton 1(-3).

INTERCEPTIONS: Middle Tennessee-Wood 1-15; Patterson 1-2, Miami-Kinchens 1-0.

FUMBLES: Middle Tennessee-Lane 1-0, Miami-Knighton 1-1.

		GAME FIVE Sept. 30, 2022 Murfreesboro, TN Attendance: 15,020 TV: CBS SN	
		UTSA	45
		MTSU	30

Score by Quarters	1	2	3	4	OT	F
UTSA	10	21	7	7	-	45
MTSU	0	20	0	10	-	30

Scoring Summary

Q	Time	Team	Scoring Play
1st	12:11	UTSA	Franklin 43 pass from Harris (Sackett PAT) 4-80, 1:21, UTSA 7, MT 0
1st	6:26	UTSA	Sackett 28 FG 11-74, 4:03, UTSA 10, MT 0
2nd	14:52	MT	Ali 38 pass from Cunningham (Rankin PAT) 8-67, 2:23, UTSA 10, MT 7
2nd	13:20	UTSA	Franklin 28 pass from Harris (Sackett PAT) 5-75, 1:32, UTSA 17, MT 7
2nd	12:09	MT	Bracy 53 run (Rankin PAT) 3-59, 1:04, UTSA 17, MT 14
2nd	9:53	UTSA	Smith 2 run (Sackett PAT) 6-73, 2:10, UTSA 24, MT 14
2nd	7:30	MT	Rankin 31 FG 9-45, 2:16, UTSA 24, MT 17
2nd	3:22	UTSA	Harris 57 INT (Sackett PAT) 9-79, 4:02, UTSA 31, MT 17
2nd	0:00	MT	Rankin 34 FG 7-25, :43, UTSA 31, MT 20
3rd	8:52	UTSA	Harris 1 run (Sackett PAT) 14-75, 6:08, UTSA 38, MT 20
4th	12:37	MT	Rankin 28 FG 13-87, 4:18, UTSA 38, MT 23
4th	10:32	MT	Branch 37 INT (Rankin PAT) UTSA 38, MT 30
4th	1:42	UTSA	Brady 25 run (Sackett PAT) UTSA 45, MT 30

	UTSA	MTSU
FIRST DOWNS	32	20
RUSHES-YARDS (NET)	45-167	18-84
PASSING YARDS (NET)	423	368
Passes Comp-Att-Int	28-37-3	35-57-0
TOTAL OFFENSE PLAYS-YARDS	82-590	75-452
Fumble Returns-Yards	0-0-0	0-0-0
Punt Returns-Yards	2-1-0	0-0-0
Kickoff Returns-Yards	3-44-0	4-72-0
Interception Returns-Yards	0-0-0	3-1-1
Punts (Number-Avg)	2-52.0	5-40.8
Fumbles-Lost	0-0	2-0
Penalties-Yards	9-92	9-80
Possession Time	34:37	25:23
Third-Down Conversions	10-14	6-17
Fourth-Down Conversions	1-1	1-3
Red Zone Scores-Chances	4-5	3-4
Sacks By: Number-Yards	1-10	3-33


RUSHING: Middle Tennessee-Bracy 3-53; Cunningham 9-18; Peasant 3-10; Lane 2-2; Ali 1-1, UTSA-Brady 19-98; Smith 12-31; Harris 12-31; Carpenter 1(-1).

PASSING: Middle Tennessee-Cunningham 35-56-0-368, UTSA-Harris 27-36-3-414.

RECEIVING: Middle Tennessee-Lane 10-179; Gathings 9-97; Bracy 5-26; Ali 4-40; Toney 4-15; Tolbert 1-6; Metcalf 1-3; Peasant 1-2, UTSA-Clark 8-139; Cephus 7-91; Franklin 5-98; Brady 3-37; Smith 2-26; Cardenas 1-16; Harris 1-9; Dishman 1-7.

INTERCEPTIONS: Middle Tennessee-Patterson 2-1; Branch 1-37, UTSA-None.

FUMBLES: Middle Tennessee-Cunningham 2-0, UTSA-None.

		GAME SIX Oct. 8, 2022 Birmingham, AL Attendance: 23,694 TV: Stadium	
		MTSU	14
		UAB	41

Score by Quarters	1	2	3	4	OT	F
MTSU	7	0	7	0	-	14
UAB	21	17	3	0	-	41

Scoring Summary

Q	Time	Team	Scoring Play
1st	13:18	UAB	McBride 5 run (Quinn PAT) 4-70, 1:36, UAB 7, MT 0
1st	8:48	UAB	Brown 24 run (Quinn PAT) 7-87, 3:32, UAB 14, MT 0
1st	5:41	MTSU	Lane 15 pass from Cunningham (Rankin PAT) 9-72, 3:01, UAB 14, MT 7
1st	2:44	UAB	McBride 27 run (Quinn PAT) 7-65, 2:50, UAB 21, MT 7
2nd	10:54	UAB	Quinn 19 FG 15-72, 5:55, UAB 24, MT 7
2nd	5:43	UAB	McBride 27 run (Quinn PAT) 5-57, 2:18, UAB 31, MT 7
2nd	2:41	UAB	Shropshire 58 pass from Hopkins (Quinn PAT) 4-91, 1:56, UAB 38, MT 7
3rd	10:07	UAB	Quinn 47 FG 8-50, 4:08, UAB 41, MT 7
3rd	5:18	MTSU	Bracy 1 run (Rankin PAT) 13-75, 4:49, UAB 41, MT 14

	MTSU	UAB
FIRST DOWNS	24	24
RUSHES-YARDS (NET)	39-140	38-303
PASSING YARDS (NET)	196	278
Passes Comp-Att-Int	26-43-1	17-27-0
TOTAL OFFENSE PLAYS-YARDS	82-336	65-581
Fumble Returns-Yards	0-0-0	0-0-0
Punt Returns-Yards	1-14-0	1-7-0
Kickoff Returns-Yards	4-109-0	3-66-0
Interception Returns-Yards	0-0-0	1-10-0
Punts (Number-Avg)	4-51.8	2-48-0
Fumbles-Lost	0-0	0-0
Penalties-Yards	5-45	9-94
Possession Time	25:40	34:20
Third-Down Conversions	10-19	6-12
Fourth-Down Conversions	2-5	1-1
Red Zone Scores-Chances	2-4	4-5
Sacks By: Number-Yards	0-0	3-19

RUSHING: Middle Tennessee-Ervin 7-54; Peasant 10-40; Bracy 9-33; Riles 4-13; Ali 1-2; Cunningham 8(-2). UAB-McBride 12-120; Brown 10-114; Hopkins 5-52; Gates 8-14; Curry 2-4; Zeno 1(-1).


PASSING: Middle Tennessee-Cunningham 26-43-1-196, UAB-Hopkins 17-27-0-278.

RECEIVING: Middle Tennessee-Lane 9-59; Gathings 3-38; Ali 3-20; Tolbert 3-17; Peasant 2-24; Ervin 2-1; Paige 1-23; Bracy 1-7; Metcalf 1-6; Riles 1-1, UAB-Shropshire 6-193; Palmer 3-30; Damous 3-23; Boykin 2-19; Jones 2-1; Farrier 1-12.

INTERCEPTIONS: Middle Tennessee-None, UAB-Cash 1-10.

FUMBLES: Middle Tennessee-None, UAB-None.



		GAME SEVEN Oct. 15, 2022 Murfreesboro, TN Attendance: 14,806 TV: ESPN+	
WKU		35	
MTSU		17	

Score by Quarters	1	2	3	4	OT	F
WKU	0	14	14	7	-	35
MTSU	7	3	0	7	-	17

Scoring Summary

Q	Time	Team	Scoring Play
1st	13:10	MTSU	Cunningham 14 run (Rankin PAT) 1-14, :09, MT 7, WKU 0
2nd	14:56	WKU	Corley 3 pass from Reed (Narveson PAT) 6-62, 1:25, MT 7, WKU 7
2nd	2:39	WKU	Robichaux 14 run (Narveson PAT) 10-84, 3:11, MT 7, WKU 14
2nd	:41	MTSU	Rankin 34 FG 10-57, 1:51, MT 10, WKU 14
3rd	12:15	WKU	Reed 1 run (Narveson PAT) 7-73, 2:40, MT 10, WKU 21
3rd	2:04	WKU	Simon 1 pass from Reed (Narveson PAT) 5-53, 2:00, MT 10, WKU 28
4th	9:44	WKU	Thomas 42 INT (Narveson PAT) MT 10, WKU 35
4th	5:09	MTSU	Gathings 11 pass from Cunningham (Rankin PAT) 7-38, 2:13, MT 17, WKU 35

	WKU	MTSU
FIRST DOWNS	22	19
RUSHES-YARDS (NET)	36-165	26-63
PASSING YARDS (NET)	278	228
Passes Comp-Att-Int	32-49-1	32-51-1
TOTAL OFFENSE PLAYS-YARDS	85-443	77-291
Fumble Returns-Yards	0-0-0	0-0-0
Punt Returns-Yards	3-28-0	1-(-2)-0
Kickoff Returns-Yards	4-53-0	3-77-0
Interception Returns-Yards	1-42-1	1-0-0
Punts (Number-Avg)	5-46.6	9-49.7
Fumbles-Lost	3-2	2-1
Penalties-Yards	7-78	9-75
Possession Time	32:45	27:15
Third-Down Conversions	6-17	3-17
Fourth-Down Conversions	2-5	1-3
Red Zone Scores-Chances	4-5	3-3
Sacks By: Number-Yards	1-21	0-0

RUSHING: Middle Tennessee-Cunningham 9-29; Ervin 6-23; Peasant 6-20; Wilkins 4-(-1). WKU-Robichaux 8-78; Reed 12-39; Ervin-Poindexter 13-24; Hall 1-14; Moses 2-10.


PASSING: Middle Tennessee-Cunningham 32-51-1-228. WKU-Reed 32-49-1-278.

RECEIVING: Middle Tennessee-Ali 6-43; Lane 6-37; Ervin 5-22; Wilkins 4-26; Gathings 3-42; Peasant 3-37; Tolbert 2-11; Paige 2-11; Cunningham 1-(-1). WKU-Corley 10-100; Hall 5-60; Simon 4-14; Mathison 3-31; Robichaux 3-9; Beljan 2-30; Davis 2-14; Smith 2-11; Ervin-Poindexter 1-9.

INTERCEPTIONS: Middle Tennessee-Fluellen 1-0. WKU-Thomas 1-42.

FUMBLES: Middle Tennessee-Team 1-0; Ali 1-1. WKU-Robichaux 1-1; Reed 1-0; Moses 1-1.



		GAME EIGHT Oct. 29, 2022 El Paso, TX Attendance: 10,727 TV: ESPN+	
MTSU		24	
UTEP		13	

Score by Quarters	1	2	3	4	OT	F
MTSU	10	0	7	7	-	24
UTEP	0	10	0	3	-	13

Scoring Summary

Q	Time	Team	Scoring Play
1st	12:14	MTSU	Rankin 23 FG 8-68, 2:46, MT 3, UTEP 0
1st	2:17	MTSU	Tate 17 pass from Cunningham (Rankin PAT) 7-39, 3:04, MT 10, UTEP 0
2nd	11:12	UTEP	Baechle 47 FG 11-49, 5:59, MT 10, UTEP 3
2nd	:27	UTEP	Smith 4 pass from Hardison (Baechle PAT) 14-83, 3:22, MT 10, UTEP 10
3rd	6:41	MTSU	Chisolm 6 pass from Cunningham (Rankin PAT) 6-36, 3:19, MT 17, UTEP 10
4th	7:30	UTEP	Baechle 47 FG 10-59, 4:53, MT 17, UTEP 13
4th	7:20	MTSU	Lane 75 pass from Cunningham (Rankin PAT) 1-75, :10, MT 24, UTEP 13

	MTSU	UTEP
FIRST DOWNS	20	19
RUSHES-YARDS (NET)	35-113	34-101
PASSING YARDS (NET)	265	191
Passes Comp-Att-Int	21-27-0	20-35-1
TOTAL OFFENSE PLAYS-YARDS	62-378	69-292
Fumble Returns-Yards	0-0-0	0-0-0
Punt Returns-Yards	4-14-0	2-(-1)-0
Kickoff Returns-Yards	0-0-0	3-51-0
Interception Returns-Yards	1-4-0	0-0-0
Punts (Number-Avg)	5-47.8	6-44.7
Fumbles-Lost	1-1	0-0
Penalties-Yards	7-43	8-67
Possession Time	27:27	32:33
Third-Down Conversions	3-12	6-16
Fourth-Down Conversions	2-2	0-1
Red Zone Scores-Chances	3-3	2-2
Sacks By: Number-Yards	5-44	4-28

RUSHING: Middle Tennessee-Peasant 20-96; Bracy 4-12; Ervin 3-11; England-Chisolm 1-5; Lane 1-2; Cunningham 6-(-13). UTEP-Hankins 13-68; Awatt 12-48; Hardison 9-(-15).


PASSING: Middle Tennessee-Cunningham 21-27-0-265. UTEP-Hardison 19-34-1-177; Brownholtz 1-1-0-14.

RECEIVING: Middle Tennessee-Lane 7-147; Tate 3-33; Ali 3-17; Gathings 2-22; Peasant 2-18; Metcalf 1-13; Ervin 1-7; England-Chisolm 1-6; Bracy 1-2. UTEP-Smith 10-117; Flores 3-31; Akharaiyi 3-22; Thompson 2-0; Tupou 1-14; Hankins 1-7.

INTERCEPTIONS: Middle Tennessee-Thomas 1-4. UTEP-None.

FUMBLES: Middle Tennessee-Bracy 1-1. UTEP-None.



		GAME NINE Nov. 5, 2022 Ruston, LA Attendance: 14,298 TV: ESPN+	
MTSU		24	
LA TECH		40	

Score by Quarters	1	2	3	4	OT	F
MTSU	7	14	0	3	-	24
LA TECH	14	13	10	0	-	40

Scoring Summary

Q	Time	Team	Scoring Play
1st	6:36	MTSU	Wilkins 69 run (Rankin PAT) 3-80, 1:37, MT 7, LT 0
1st	5:40	LT	Allen 41 pass from McNeil (Barnes PAT) 3-77, :51, MT 7, LT 7
1st	1:48	LT	Harris 10 pass from McNeil (Barnes PAT) 9-60, 3:04, MT 7, LT 14
2nd	12:49	MTSU	Cunningham 2 run (Rankin PAT) 12-80, 3:53, MT 14, LT 14
2nd	10:48	LT	Barnes 40 FG 5-59, :55, MT 14, LT 17
2nd	8:44	LT	Barnes 36 FG 6-9, 1:59, MT 14, LT 20
2nd	1:02	LT	Harris 27 pass from McNeil (Barnes PAT) 8-85, 3:04, MT 14, LT 27
2nd	:11	MTSU	Lane 3 pass from Cunningham (Rankin PAT) 6-75, :51, MT 21, LT 27
3rd	10:51	LT	Roberts 18 Interception (Barnes PAT) MT 21, LT 34
3rd	3:05	LT	Barnes 32 FG 4-(-2), 2:14, MT 21, LT 37
3rd	1:12	LT	Barnes 36 FG 4-(-8), 1:23, MT 21, LT 40
4th	9:25	MTSU	Rankin 26 FG 21-66, 6:47, MT 24, LT 40

	MTSU	LT
FIRST DOWNS	26	18
RUSHES-YARDS (NET)	44-194	35-135
PASSING YARDS (NET)	226	311
Passes Comp-Att-Int	23-44-3	17-37-1
TOTAL OFFENSE PLAYS-YARDS	88-420	72-446
Fumble Returns-Yards	0-0-0	0-0-0
Punt Returns-Yards	0-0-0	2-12-0
Kickoff Returns-Yards	3-57-0	4-58-0
Interception Returns-Yards	1-0-0	3-68-1
Punts (Number-Avg)	3-34.3	2-34.0
Fumbles-Lost	3-2	1-0
Penalties-Yards	10-83	9-111
Possession Time	29:01	30:59
Third-Down Conversions	5-17	5-15
Fourth-Down Conversions	3-6	0-2
Red Zone Scores-Chances	3-4	4-6
Sacks By: Number-Yards	2-12	4-37


RUSHING: Middle Tennessee-Peasant 24-91; Wilkins 4-85; Cunningham 3-12; Riles 3-6; Vattiato 10-0. LT-Crosby 24-123; Thornton 4-18; Allen 1-3; McNeil 3-(-1); Team 2-(-2); Harris 1-(-6).

PASSING: Middle Tennessee-Cunningham 15-27-3-136; Vattiato 8-17-0-90. LT-McNeil 14-33-1-285; Lyddy 3-4-0-26.

RECEIVING: Middle Tennessee-Ali 4-33; Bailey 3-46; Peasant 3-36; England-Chisolm 3-31; Metcalf 3-23; Lane 3-21; Riles 3-18; Tolbert 1-18. LT-Harris 7-157; Allen 4-109; Harris 3-17; Jones 1-17; Magee 1-8; Hebert 1-3.

INTERCEPTIONS: Middle Tennessee-Ross 1-0. UTEP-None.

FUMBLES: Middle Tennessee-Bracy 1-1. LT-Brooks 2-50; Roberts 1-18.

	GAME TEN Nov. 12, 2022 Murfreesboro, TN Attendance: 9,806 TV: ESPN3	
	CHARLOTTE	14
MTSU	24	

Score by Quarters	1	2	3	4	OT	F
Charlotte	0	14	0	0	-	14
MTSU	0	7	7	10	-	24

Scoring Summary

Q	Time	Team	Scoring Play
2nd	13:02	CLT	Spencer 1 pass from Reynolds (Zita PAT) 8-52, 2:51, MT 0, CLT 7
2nd	8:23	MTSU	Peasant 1 run (Rankin PAT) 11-70, 4:39, MT 7, CLT 7
2nd	4:11	CLT	DuBose 24 pass from Reynolds (Zita PAT) 10-68, 4:10, MT 7, CLT 14
3rd	11:50	MTSU	Ferguson 1 punt block recovery (Rankin PAT) MT 14, CLT 14
4th	14:21	MTSU	Peasant 13 run (Rankin PAT) MT 21, CLT 14
4th	2:53	MTSU	Rankin 21 FG MT 24, CLT 14

	CLT	MTSU
FIRST DOWNS	22	16
RUSHES-YARDS (NET)	30-106	34-103
PASSING YARDS (NET)	277	203
Passes Comp-Att-Int	28-49-1	22-29-1
TOTAL OFFENSE PLAYS-YARDS	79-383	63-306
Fumble Returns-Yards	0-0-0	0-0-0
Punt Returns-Yards	2-11-0	1-32-1
Kickoff Returns-Yards	5-72-0	0-0-0
Interception Returns-Yards	1-0-0	1-0-0
Punts (Number-Avg)	5-26.6	6-41.3
Fumbles-Lost	1-1	4-1
Penalties-Yards	8-65	4-35
Possession Time	32:44	27:16
Third-Down Conversions	6-16	3-12
Fourth-Down Conversions	1-4	1-1
Red Zone Scores-Chances	1-3	3-5
Sacks By: Number-Yards	4-23	1-0

RUSHING: Middle Tennessee-Peasant 17-84; Vattiato 14-31; Rutledge 0-6; Wilkins 1-2; Bracy 1-0. CLT-Byrd 14-50; Reynolds 7-29; Rutledge 4-24; Martin III 2-3; Williams 2-2; Team 1(-2).


PASSING: Middle Tennessee-Vattiato 22-29-1-203. CLT-Reynolds 28-49-1-277.

RECEIVING: Middle Tennessee-Metcalf 8-83; Tolbert 3-40; England-Chisolm 2-31; Peasant 2-13; Tate 2-10; Ali 1-1; Bailey 1-12; Wilkins 1-9; Sudderth 1-4. CLT-DuBose 9-112; Spencer 6-55; Patten 4-30; Thompson 3-33; Rutledge 3-27; Byrd 1-9; Clemons 1-6; Blount 1-5.

INTERCEPTIONS: Middle Tennessee-Thompson 1-0. CLT-Rogers 1-0.

FUMBLES: Middle Tennessee-Vattiato 4-1. CLT-Reynolds 1-1.



	GAME ELEVEN Nov. 19, 2022 Murfreesboro, TN Attendance: 9,958 TV: ESPN+	
	FAU	21
MTSU	49	

Score by Quarters	1	2	3	4	OT	F
Florida Atlantic	7	7	7	0	-	21
MTSU	14	14	14	7	-	49

Scoring Summary

Q	Time	Team	Scoring Play
1st	12:17	MTSU	Gathings 5 pass from Cunningham (Rankin PAT) 6-75, 2:43, MT 7, FAU 0
1st	9:35	FAU	Perry 1 run (Davis PAT) 8-65, 2:42, MT 7, FAU 7
1st	:40	MTSU	Bracy 16 pass from Cunningham (Rankin PAT) 8-90, 2:59, MT 14, FAU 7
2nd	9:25	MTSU	Peasant 5 pass from Cunningham (Rankin PAT) 12-70, 2:58, MT 21, FAU 7
2nd	2:22	MTSU	Chisolm 14 pass from Cunningham (Rankin PAT) 6-51, 2:42, MT 28, FAU 7
2nd	:14	FAU	McCammon 5 run (Davis PAT) 2-3, :12, MT 28, FAU 14
3rd	10:20	MTSU	Peasant 18 pass from Cunningham (Rankin PAT) 10-65, 3:19, MT 35, FAU 14
3rd	8:03	FAU	Erdine 45 pass from Perry (Davis PAT) 6-75, 2:17, MT 35, FAU 21
3rd	4:47	MTSU	Bracy 5 run (Rankin PAT) 8-75, 3:16, MT 42, FAU 21
4th	5:47	MTSU	Peasant 1 run (Rankin PAT) 7-42, 4:02, MT 49, FAU 21

	FAU	MTSU
FIRST DOWNS	16	30
RUSHES-YARDS (NET)	32-31	36-167
PASSING YARDS (NET)	325	448
Passes Comp-Att-Int	19-37-0	40-54-1
TOTAL OFFENSE PLAYS-YARDS	69-356	90-615
Fumble Returns-Yards	0-0-0	0-0-0
Punt Returns-Yards	1-3-0	2-20-0
Kickoff Returns-Yards	3-30-0	1-0-0
Interception Returns-Yards	1-57-0	0-0-0
Punts (Number-Avg)	7-36.0	2-56.0
Fumbles-Lost	2-2	0-0
Penalties-Yards	7-55	5-40
Possession Time	26:24	33:36
Third-Down Conversions	5-15	7-15
Fourth-Down Conversions	2-3	2-3
Red Zone Scores-Chances	2-3	7-8
Sacks By: Number-Yards	0-0	4-23


RUSHING: Middle Tennessee-Peasant 13-59; Ferguson 1-49; Bracy 7-38; Cunningham 10-10; England-Chisolm 1-7; Wilkins 2-5; Rice 1-1; Team 1(-2).

PASSING: Middle Tennessee-Cunningham 40-54-1-448. FAU-Perry 19-36-0-325. Taggart 0-1-0-0.

RECEIVING: Middle Tennessee-Peasant 8-107; Lane 8-95; England-Chisolm 5-70; Gathings 5-39; Metcalf 3-26; Ali 3-26; Tolbert 3-9; Tate 2-37; Bracy 2-36; Baily 1-3. FAU-Edrine 6-109; Wester 6-74; Burton 3-94; Johnson 1-22; Landy 1-11; Posey 1-10; Mobley 1-5.

INTERCEPTIONS: Middle Tennessee-None. FAU-McRae 1-57.

FUMBLES: Middle Tennessee-None. FAU-Perry 2-2.

	GAME TWELVE Nov. 26, 2022 Miami, FL Attendance: 14,768 TV: ESPN3	
	MTSU	33
FIU	28	

Score by Quarters	1	2	3	4	OT	F
MTSU	6	14	7	6	-	33
FIU	0	7	14	7	-	28

Scoring Summary

Q	Time	Team	Scoring Play
1st	9:03	MTSU	Rankin 31 FG 15-61, 5:57, MT 3, FIU 0
1st	1:29	MTSU	Rankin 25 FG 11-72, 3:38, MT 6, FIU 0
2nd	9:30	MTSU	Bracy 1 run (Rankin PAT) 12-89, 4:50, MT 13, FIU 0
2nd	1:40	MTSU	Cunningham 16 run (Rankin PAT) 9-51, 4:09, MT 20, FIU 0
2nd	:20	FIU	Fairweather 6 pass from Carlson (Gabriel PAT) 9-93, 1:13, MT 20, FIU 7
3rd	8:48	MTSU	Cunningham 2 run (Rankin PAT) 11-56, 4:32, MT 27, FIU 7
3rd	8:39	FIU	Fairweather 75 pass from Carlson (Gabriel PAT) 1-75, :09, MT 27, FIU 14
3rd	6:05	FIU	Miamen 21 pass from Carlson (Gabriel PAT) 4-63, 1:14, MT 27, FIU 21
4th	10:51	FIU	Fairweather 3 pass from Carlson (Gabriel PAT) 8-86, 3:15, MT 27, FIU 28
4th	2:50	MTSU	Thomas 28 INT (Pass Failed) MT 33, FIU 28

	MTSU	FIU
FIRST DOWNS	26	24
RUSHES-YARDS (NET)	41-168	19-83
PASSING YARDS (NET)	279	414
Passes Comp-Att-Int	29-42-0	29-53-4
TOTAL OFFENSE PLAYS-YARDS	83-447	72-497
Fumble Returns-Yards	0-0-0	0-0-0
Punt Returns-Yards	1-2-0	3-3-0
Kickoff Returns-Yards	0-0-0	4-76-0
Interception Returns-Yards	4-96-1	0-0-0
Punts (Number-Avg)	5-47.4	5-38.6
Fumbles-Lost	1-0	1-0
Penalties-Yards	7-70	5-32
Possession Time	34:36	25:24
Third-Down Conversions	9-19	4-12
Fourth-Down Conversions	2-2	1-2
Red Zone Scores-Chances	5-6	2-3
Sacks By: Number-Yards	2-15	3-17

RUSHING: Middle Tennessee-Bracy 20-91; Peasant 9-55; Cunningham 10-32. FIU-Wilson 6-32; Carlson 5-21; Joseph 6-18; Patterson 2-12.

PASSING: Middle Tennessee-Cunningham 29-42-0-279. FIU-Carlson 29-52-4-414.

RECEIVING: Middle Tennessee-Gathings 7-77; Ali 6-55; England-Chisolm 6-37; Lane 5-60; Bracy 2-13; Metcalf 2-11; Peasant 1-26. FIU-Fairweather 8-152; Miamen 7-65; Patterson 5-100; Mitchell 3-55; Hooker 2-20; Bracey 2-15; Joseph 2-7.

INTERCEPTIONS: Middle Tennessee-Thomas 2-87; Patterson 2-9. FIU-None.

FUMBLES: Middle Tennessee-Team 1-0. FIU-Patterson 1-0.



2022-23 Middle Tenn. Football
Game Results
All games

Team Results

	Date	Opponent		Score	Overall	Conf	Time	Attend
	09/03/2022	at James Madison	L	7-44	0-1	0-0	3:26	23074
	09/10/2022	at Colorado St.	W	34-19	1-1	0-0	3:26	27641
	09/17/2022	Tennessee St.	W	49-6	2-1	0-0	3:24	22227
	09/24/2022	at Miami (FL)	W	45-31	3-1	0-0	3:41	46713
*	09/30/2022	UTSA	L	30-45	3-2	0-1	3:37	15021
*	10/08/2022	at UAB	L	14-41	3-3	0-2	3:17	23694
*	10/15/2022	Western Ky.	L	17-35	3-4	0-3	3:36	14806
*	10/29/2022	at UTEP	W	24-13	4-4	1-3	3:13	10727
*	11/05/2022	at Louisiana Tech	L	24-40	4-5	1-4	3:35	14298
*	11/12/2022	Charlotte	W	24-14	5-5	2-4	3:17	9806
*	11/19/2022	Fla. Atlantic	W	49-21	6-5	3-4	3:18	9958
*	11/26/2022	at FIU	W	33-28	7-5	4-4	3:27	14768



2022-23 Middle Tenn. Football
Overall Team Statistics
All games

Team Statistics

	MTSU	OPP
Scoring	350	337
Points per game	29.2	28.1
Points Off Turnovers	81	43
First Downs	248	264
Rushing	74	88
Passing	140	154
Penalty	34	22
Rushing Yardage	1477	1463
Yards gained rushing	1808	1832
Yards lost rushing	331	369
Rushing attempts	423	420
Average per rush	3.5	3.5
Average per game	123.1	121.9
TDs Rushing	20	14
Passing Yardage	3206	3496
Comp-Att-Int	315-469-10	275-467-17
Average per pass	6.8	7.5
Average per catch	10.2	12.7
Average per game	267.2	291.3
TDs Passing	19	27
Total offense	4683	4959
Total plays	892	887
Average per play	5.3	5.6
Average per game	390.3	413.3
Kick returns: #-Yards	16-330	49-956
Punt returns: #-Yards	15-124	21-126
Int returns: #-Yards	17-269	10-179
Kick return average	20.6	19.5
Punt return average	8.3	6.0
Int return average	15.8	17.9
Fumbles-Lost	16-7	13-8
Penalties-Yards	80-708	84-796
Average per game	59.0	66.3
Punts-Yards	61-2774	55-2167
Average per punt	45.5	39.4
Net punt average	41.3	36.6
Kickoffs-Yards	68-3995	64-3956
Average per kick	58.8	61.8
Net kick average	38.0	39.2
Time of possession / game	28:51	31:09
3rd-down conversion	66/185	71/180
3rd-down pct	36%	39%
4rd-down conversion	20/34	15/33



**2022-23 Middle Tenn. Football
Overall Team Statistics
All games**

	MTSU	OPP
4rd-down pct	59%	45%
Sacks by-Yards	34-248	30-200
Misc Yards	0	0
Touchdowns scored	45	44
Field goals - attempts	12-14	10-16
On-Side kicks	0-1	1-1
Red-zone scores	(41-51) 80%	(31-46) 67%
Red-zone touchdowns	(29-51) 57%	(24-46) 52%
PAT-attempts	(44-44) 100%	(41-42) 98%
2-point conversion-attempts	(0-1) 0%	(0-2) 0%
Attendance	71818	160915
Games / Avg per game	5/14364	7/22988
Neutral site games	-	0/0

Score by Periods

Team	1st	2nd	3rd	4th	OT	TOT
Middle Tenn.	99	117	70	64	0	350
Opponents	55	131	106	45	0	337



**2022-23 Middle Tenn. Football
Individual Statistics
All games**

Rushing

Player	gp	att	gain	loss	net	avg	td	lg	avg/g
Frank Peasant	12	165	777	27	750	4.5	9	85	62.5
Darius Bracy	10	63	277	20	257	4.1	4	53	25.7
Chase Cunningham	11	90	299	156	143	1.6	6	18	13.0
Terry Wilkins	10	19	117	7	110	5.8	1	69	11.0
Joe Ervin	4	17	88	1	87	5.1	0	20	21.8
Jordan Ferguson	12	1	49	0	49	49.0	0	49	4.1
Stone Frost	1	4	33	0	33	8.3	0	17	33.0
DJ Riles	3	7	25	6	19	2.7	0	16	6.3
A'Varius Sparrow	3	8	22	4	18	2.3	0	7	6.0
Nicholas Vattiato	2	24	81	68	13	0.5	0	13	6.5
DJ England-Chisolm	8	2	12	0	12	6.0	0	7	1.5
Jalen Montgomery	11	3	10	0	10	3.3	0	8	0.9
Preston Rice	3	6	10	3	7	1.2	0	7	2.3
Jaylin Lane	10	3	5	1	4	1.3	0	3	0.4
Yusuf Ali	12	2	3	0	3	1.5	0	2	0.3
Team	12	9	0	38	-38	-4.2	0	0	-3.2
Total	12	423	1808	331	1477	3.5	20	85	123.1
Opponents	12	420	1832	369	1463	3.5	14	45	121.9

Punt Returns

Player	no.	yds	avg	td	lg
Jaylin Lane	15	104	6.9	0	23
Jalen Montgomery	0	19	0.0	1	19
Jordan Ferguson	0	1	0.0	1	1
Total	15	124	8.3	2	23
Opponents	21	126	6.0	0	23

Interceptions

Player	no.	yds	avg	td	lg
Decorian Patterson	6	12	2.0	0	9
Jakobe Thomas	4	91	22.8	1	59
Tra Fluellen	2	32	16.0	1	32
Jordan Branch	1	37	37.0	1	37
Teldrick Ross	1	0	0.0	0	0
Zaylin Wood	1	15	15.0	1	15
Jalen Davis	1	47	47.0	0	47
Deonte Stanley	1	35	35.0	0	35
Total	17	269	15.8	4	59
Opponents	10	179	17.9	2	57

Passing

Player	gp	effic	comp-att-int	pct	yds	td	lg	avg/g
Chase Cunningham	11	136.4	283-420-9	67.4	2920	19	98	265.5
Nicholas Vattiato	2	114.4	30-46-1	65.2	293	0	38	146.5
Preston Rice	3	74.8	1-1-0	100.0	-3	0	0	-1.0
Stone Frost	1	66.4	1-1-0	100.0	-4	0	0	-4.0
Team	12	0.0	0-1-0	0.0	0	0	0	0.0
Total	12	133.7	315-469-10	67.2	3206	19	98	267.2
Opponents	12	133.6	275-467-17	58.9	3496	27	75	291.3

Kick Returns

Player	no.	yds	avg	td	lg
Jaylin Lane	11	254	23.1	0	35
Yusuf Ali	3	61	20.3	0	28
Teldrick Ross	1	15	15.0	0	15
Quindarius Dunnigan	1	0	0.0	0	0
Total	16	330	20.6	0	35
Opponents	49	956	19.5	1	91

Receiving

Player	gp	no.	yds	avg	td	lg	avg/g
Jaylin Lane	10	59	829	14.1	4	89	82.9
Izaiah Gathings	11	53	490	9.2	2	26	44.5
Yusuf Ali	12	48	361	7.5	2	38	30.1
Frank Peasant	12	26	276	10.6	2	32	23.0
Elijah Metcalf	12	25	305	12.2	2	69	25.4
DJ England-Chisolm	8	22	359	16.3	4	98	44.9
Darius Bracy	10	15	89	5.9	2	20	8.9
Bud Tolbert	10	14	113	8.1	0	26	11.3
Jeremy Tate Jr.	12	8	84	10.5	1	34	7.0
A.J. Toney	7	8	46	5.8	0	16	6.6
Joe Ervin	4	8	30	3.8	0	14	7.5
Bryce Bailey	9	6	57	9.5	0	19	6.3
Terry Wilkins	10	5	35	7.0	0	14	3.5
A'Varius Sparrow	3	5	46	9.2	0	25	15.3
DJ Riles	3	4	19	4.8	0	14	6.3
Marquel Tinsley	9	3	14	4.7	0	10	1.6
Andrew Paige	2	3	34	11.3	0	23	17.0
Chase Cunningham	11	1	-1	-1.0	0	0	-0.1
Javonte Sherman	4	1	16	16.0	0	16	4.0
Taharin Sudderth	12	1	4	4.0	0	4	0.3
Total	12	315	3206	10.2	19	98	267.2
Opponents	12	275	3496	12.7	27	75	291.3

Fumble Returns

Player	no.	yds	avg	td	lg
Zaylin Wood	2	0	0.0	0	0
Ja'Kerrius Wyatt	1	0	0.0	0	0
Jordan Ferguson	1	0	0.0	0	0
Jordan Branch	1	0	0.0	0	0
Teldrick Ross	1	0	0.0	0	0
Devyn Curtis	1	0	0.0	0	0
Javonte Sherman	1	0	0.0	0	0
Total	8	0	0.0	0	0
Opponents	7	1	0.1	0	1



**2022-23 Middle Tenn. Football
Individual Statistics
All games**

Scoring

Player	td	fg	PAT					d	x	saf	pts
			kick	rush	rcv	pass	pass				
Zeke Rankin	-	12-14	44-44	-	-	-	-	-	-	80	
Frank Peasant	11	-	-	-	-	-	-	-	-	66	
Chase Cunningham	6	-	-	-	-	-	-	-	-	36	
Darius Bracy	6	-	-	-	-	-	-	-	-	36	
DJ England-Chisolm	4	-	-	-	-	-	-	-	-	24	
Jaylin Lane	4	-	-	-	-	-	-	-	-	24	
Elijah Metcalf	2	-	-	-	-	-	-	-	-	12	
Yusuf Ali	2	-	-	-	-	-	-	-	-	12	
Izaiah Gathings	2	-	-	-	-	-	-	-	-	12	
Jalen Montgomery	1	-	-	-	-	-	-	-	-	6	
Terry Wilkins	1	-	-	-	-	-	-	-	-	6	
Tra Fluellen	1	-	-	-	-	-	-	-	-	6	
Zaylin Wood	1	-	-	-	-	-	-	-	-	6	
Jordan Branch	1	-	-	-	-	-	-	-	-	6	
Jordan Ferguson	1	-	-	-	-	-	-	-	-	6	
Jeremy Tate Jr.	1	-	-	-	-	-	-	-	-	6	
Jakobe Thomas	1	-	-	-	-	-	-	-	-	6	
Total	45	12-14	44-44	0	0	0	0	0	0	350	
Opponents	44	10-16	41-42	0	0	0	0	0	1	337	

Field Goals

Player	fg	pct.	01-19	20-29	30-39	40-49	50-99	lg	blk
Zeke Rankin	12-14	85.7	0-0	7-7	5-6	0-1	0-0	35	1
Opponents	10-16	62.5	1-1	1-2	4-6	4-6	0-1	47	2

FG Sequence

Team Name	Middle Tenn.	Opponents
Colorado St.	(25),(35)	43
Miami (FL)	(28)	(39)
UTSA	(31),(34),(28)	(28)
Western Ky.	(34)	
UTEP	(23)	(47),(47)
Louisiana Tech	(26)	30,(40),(36),(32),(36)
Charlotte	(21)	29
Fla. Atlantic	(),30	
FIU	(31),(25),43	54
James Madison		37
UAB		(19),(47),41

Numbers in (parentheses) indicate field goal was made

Total Offense

Player	g	plays	rush	pass	total	avg/g
Chase Cunningham	11	510	143	2920	3063	278.5
Frank Peasant	12	165	750	0	750	62.5
Nicholas Vattiato	2	70	13	293	306	153.0
Darius Bracy	10	63	257	0	257	25.7
Terry Wilkins	10	19	110	0	110	11.0
Joe Ervin	4	17	87	0	87	21.8
Jordan Ferguson	12	1	49	0	49	4.1
Stone Frost	1	5	33	-4	29	29.0
DJ Riles	3	7	19	0	19	6.3
A'Varius Sparrow	3	8	18	0	18	6.0
DJ England-Chisolm	8	2	12	0	12	1.5
Jalen Montgomery	11	3	10	0	10	0.9
Preston Rice	3	7	7	-3	4	1.3
Jaylin Lane	10	3	4	0	4	0.4
Yusuf Ali	12	2	3	0	3	0.3
Team	12	0	-38	0	-38	-3.2
Total	12	892	1477	3206	4683	390.3
Opponents	12	887	1463	3496	4959	413.3

Punting

Player	no.	yds	avg	lg	tb	fc	i20	50+	blk
Kyle Ulbrich	60	2774	46.2	72	7	12	25	26	0
Team	1	0	0.0	0	0	0	0	0	1
Total	61	2774	45.5	72	7	12	25	26	1
Opponents	55	2167	39.4	64	2	21	13	10	4

Kickoffs

Player	no.	yds	avg	tb	ob	retn	net	ydl
Scott Payne	67	3932	58.7	11	1			
Zeke Rankin	1	63	63.0	0	0			
Total	68	3995	58.8	11	1	49	38	27
Opponents	64	3956	61.8	33	0	16	39.2	25



2022-23 Middle Tenn. Football
Individual Statistics
All games

All Purpose

Player	g	rush	rcv	pr	kr	ir	total	avg/g
Jaylin Lane	10	4	829	104	254	0	1191	119.1
Frank Peasant	12	750	276	0	0	0	1026	85.5
Izaiah Gathings	11	0	490	0	0	0	490	44.5
Yusuf Ali	12	3	361	0	61	0	425	35.4
DJ England-Chisolm	8	12	359	0	0	0	371	46.4
Darius Bracy	10	257	89	0	0	0	346	34.6
Elijah Metcalf	12	0	305	0	0	0	305	25.4
Terry Wilkins	10	110	35	0	0	0	145	14.5
Chase Cunningham	11	143	-1	0	0	0	142	12.9
Joe Ervin	4	87	30	0	0	0	117	29.3
Bud Tolbert	10	0	113	0	0	0	113	11.3
Jakobe Thomas	11	0	0	0	0	91	91	8.3
Jeremy Tate Jr.	12	0	84	0	0	0	84	7.0
A'Varius Sparrow	3	18	46	0	0	0	64	21.3
Bryce Bailey	9	0	57	0	0	0	57	6.3
Jordan Ferguson	12	49	0	1	0	0	50	4.2
Jalen Davis	12	0	0	0	0	47	47	3.9
A.J. Toney	7	0	46	0	0	0	46	6.6
DJ Riles	3	19	19	0	0	0	38	12.7
Jordan Branch	9	0	0	0	0	37	37	4.1
Deonte Stanley	11	0	0	0	0	35	35	3.2
Andrew Paige	2	0	34	0	0	0	34	17.0
Stone Frost	1	33	0	0	0	0	33	33.0
Tra Fluellen	12	0	0	0	0	32	32	2.7
Jalen Montgomery	11	10	0	19	0	0	29	2.6
Javonte Sherman	4	0	16	0	0	0	16	4.0
Teldrick Ross	12	0	0	0	15	0	15	1.3
Zaylin Wood	12	0	0	0	0	15	15	1.3
Marquel Tinsley	9	0	14	0	0	0	14	1.6
Nicholas Vattiato	2	13	0	0	0	0	13	6.5
Decorian Patterson	12	0	0	0	0	12	12	1.0
Preston Rice	3	7	0	0	0	0	7	2.3
Taharin Sudderth	12	0	4	0	0	0	4	0.3
Team	12	-38	0	0	0	0	-38	-3.2
Total	12	1477	3206	124	330	269	5406	450.5
Opponents	12	1463	3496	126	956	179	6220	518.3



**2022-23 Middle Tenn. Football
Overall Defense Statistics
All games**

Team Defense

##	Player	gp	Tackles				Sacks	Pass defense			Fumbles		blkd	
			ua	a	tot	tfl/yds		no-yds	int-yds	brup	qbh	fr-yds	ff	kick
17	Tra Fluellen	12	53	44	97	3-5	.	2-32	7
1	Teldrick Ross	12	50	24	74	2-3	.	1-0	18	1	1-0	.	.	.
9	Jordan Ferguson	12	31	32	63	16-96	9-77	.	5	5	1-0	2	1	.
33	Decorian Patterson	12	43	20	63	2-5	.	6-12	12	.	.	.	1	.
8	Devyn Curtis	12	20	30	50	2-3	1-0	.	4	3	1-0	1	.	.
6	Deidrick Stanley	12	26	19	45	2-18	2-18	.	5	2
34	Christian Dixon	12	20	24	44	4.5-13	2.5-10	.	1	4	.	2	.	.
40	Drew Francis	12	18	22	40	3.5-15	1-7	.	2	5
44	Jalen Rayam	12	18	17	35	3-11	0.5-4	.	.	2
30	Jakobe Thomas	11	25	10	35	1-5	.	4-91	2	.	.	1	.	.
7	Zaylin Wood	12	18	12	30	8-51	5.5-45	1-15	3	3	2-0	.	.	.
91	Parker Hughes	8	12	17	29	2-14	1-8	.	1	1	.	.	1	.
35	Jalen Davis	12	17	11	28	6-20	2-8	1-47	.	.	.	1	.	.
41	Raquon Hartley	6	11	15	26	2.5-10	.	.	.	1
23	Jalen Jackson	12	21	5	26	1.5-4	.	.	3
10	Ja'Kerrius Wyatt	12	10	15	25	2-5	0.5-1	.	1	2	1-0	.	.	.
31	Deonte Stanley	11	17	7	24	1-1	.	1-35	1
97	Quindarius Dunnigan	11	13	11	24	5-27	2.5-20	.	1
57	Marley Cook	12	12	8	20	9.5-58	6.5-50	.	1	5	.	.	1	.
99	Jordan Branch	9	4	9	13	1.5-4	.	1-37	.	.	1-0	1	.	.
92	Damonte Smith	12	3	10	13	1-4	.	.	1
94	Ralph Mency	12	8	4	12	.	.	.	1	.	.	.	1	.
49	Jorden Starling	12	4	6	10	1-4	.	.	1
89	Yusuf Ali	12	6	3	9
28	De'Arre McDonald	12	3	1	4
38	ZaBrien Harden	10	3	1	4
37	James Shellman	11	3	.	3
0	Richard Kinley	5	.	3	3	1-4	.	.	.	1
24	Scott Payne	12	1	2	3
11	Marvae Myers	2	1	2	3
95	Tyrece Edwards	4	.	3	3
42	Da'Shawn Elder	8	1	2	3	.	.	.	1
22	Chris Johnson	12	2	1	3
69	Brody Butler	12	2	.	2
46	Andrew Leak	9	2	.	2
3	DJ England-Chisolm	8	2	.	2
16	Chase Cunningham	11	1	.	1
84	Elijah Metcalf	12	1	.	1
82	Taharin Sudderth	12	.	1	1	1	.
5	Bud Tolbert	10	1	.	1
93	Vincent Dinkins	3	1	.	1



2022-23 Middle Tenn. Football
Overall Defense Statistics
All games

Page 2/2
as of Dec 12, 2022

##	Player	gp	Tackles				Sacks	Pass defense			Fumbles		blkd	
			ua	a	tot	tfl/yds		no-yds	int-yds	brup	qbh	fr-yds	ff	kick
13	Javonte Sherman	4	.	1	1	1-0	.	.	.
26	Emmanuel Mann	9	1
Totals		12	485	392	877	81-380	34-248	17-269	72	35	8-0	8	6	0
Opponents		12	487	410	897	93-350	30-200	10-179	42	31	7-1	10	2	1



2022-23 Middle Tenn. Football Team Game-by-Game Comparison All games

Opponent	Score	First Downs			Pen	Rushing Number-Yards	Passing		Total Offense Plays-Yards	Return Yards	Turn- Overs
		Total	Rush	Pass			Comp-Att.-Int	Yards			
James Madison	7-44	10 / 31	2 / 14	6 / 15	2 / 2	28-12 / 52-261	19-33-0 / 21-33-0	107 / 287	61-119 / 85-548	15 / 73	1 / 0
Colorado St.	34-19	20 / 16	5 / 3	11 / 10	4 / 3	41-114 / 34--10	31-39-1 / 20-30-2	266 / 256	80-380 / 64-246	44 / 83	2 / 4
Tennessee St.	49-6	23 / 14	9 / 6	11 / 7	3 / 1	45-226 / 27-61	21-25-1 / 18-29-2	212 / 149	70-438 / 56-210	111 / 159	1 / 2
Miami (FL)	45-31	14 / 26	6 / 7	8 / 14	0 / 5	36-99 / 38-60	16-25-1 / 26-51-2	408 / 307	61-507 / 89-367	18 / 256	1 / 3
UTSA	30-45	20 / 32	4 / 11	13 / 18	3 / 3	18-84 / 45-167	35-57-0 / 28-37-3	368 / 423	75-452 / 82-590	143 / 45	0 / 3
UAB	14-41	24 / 24	9 / 11	10 / 12	5 / 1	39-140 / 38-303	26-43-1 / 17-27-0	196 / 278	82-336 / 65-581	123 / 83	1 / 0
Western Ky.	17-35	19 / 22	4 / 8	11 / 13	4 / 1	26-63 / 36-165	32-51-1 / 32-49-1	228 / 278	77-291 / 85-443	75 / 123	2 / 3
UTEP	24-13	20 / 19	6 / 9	11 / 9	3 / 1	35-113 / 34-101	21-27-0 / 20-35-1	265 / 191	62-378 / 69-292	18 / 50	1 / 1
Louisiana Tech	24-40	26 / 18	8 / 7	13 / 10	5 / 1	44-194 / 35-135	23-44-3 / 17-37-1	226 / 311	88-420 / 72-446	57 / 138	5 / 1
Charlotte	24-14	16 / 22	5 / 6	9 / 14	2 / 2	34-97 / 30-106	22-29-1 / 28-49-1	203 / 277	63-300 / 79-383	1 / 83	2 / 2
Fla. Atlantic	49-21	30 / 16	6 / 3	22 / 12	2 / 1	36-167 / 32-31	40-54-1 / 19-37-0	448 / 325	90-615 / 69-356	20 / 90	1 / 2
FIU	33-28	26 / 24	10 / 3	15 / 20	1 / 1	41-168 / 19-83	29-42-0 / 29-53-4	279 / 414	83-447 / 72-497	98 / 79	0 / 4
Totals	350-337	248 / 264	74 / 88	140 / 154	34 / 22	423-1477 / 420-1463	315-469-10 / 275-467-17	3206 / 3496	892-4683 / 887-4959	723 / 1262	17 / 25

Opponents	3rd Down Conversion	4th Down Conversion	Time of Possession	TOP Margin	Avg Yds/Rush	Avg Yds/Pass	Avg Yds/Play	Punting Number-Avg	Penalties Number-Yards	Sacks
James Madison	4-16 / 9-17	0-1 / 0-2	23:05 / 36:55	-13:50	0.4 / 5.0	3.2 / 8.7	2.0 / 6.4	9-42.1 / 5-42.0	5-43.0 / 6-70.0	2 / 4
Colorado St.	7-17 / 3-14	2-3 / 2-3	31:19 / 28:41	02:38	2.8 / -0.3	6.8 / 8.5	4.8 / 3.8	5-42.4 / 6-40.3	4-47.0 / 8-67.0	9 / 2
Tennessee St.	6-12 / 4-12	2-2 / 0-1	35:32 / 24:28	11:04	5.0 / 2.3	8.5 / 5.1	6.3 / 3.8	3-42.3 / 7-32.3	7-65.0 / 4-50.0	1 / 2
Miami (FL)	3-12 / 7-20	2-3 / 5-8	26:02 / 33:58	-07:56	2.8 / 1.6	16.3 / 6.0	8.3 / 4.1	5-51.8 / 3-47.3	8-82.0 / 4-15.0	4 / 2
UTSA	6-17 / 10-14	1-3 / 1-1	25:23 / 34:37	-09:14	4.7 / 3.7	6.5 / 11.4	6.0 / 7.2	5-40.8 / 2-52.0	9-80.0 / 9-92.0	3 / 1
UAB	10-19 / 6-12	2-5 / 1-1	25:40 / 34:20	-08:40	3.6 / 8.0	4.6 / 10.3	4.1 / 8.9	4-51.8 / 2-48.0	5-45.0 / 9-94.0	0 / 3
Western Ky.	3-17 / 6-17	1-3 / 2-5	27:15 / 32:45	-05:30	2.4 / 4.6	4.5 / 5.7	3.8 / 5.2	9-49.7 / 5-46.6	9-75.0 / 7-78.0	0 / 1
UTEP	3-12 / 6-16	2-2 / 0-1	27:27 / 32:33	-05:06	3.2 / 3.0	9.8 / 5.5	6.1 / 4.2	5-47.8 / 6-44.7	7-43.0 / 8-67.0	5 / 4
Louisiana Tech	5-17 / 5-15	3-6 / 0-2	29:01 / 30:59	-01:58	4.4 / 3.9	5.1 / 8.4	4.8 / 6.2	3-34.3 / 2-34.0	10-83.0 / 9-111.0	2 / 4
Charlotte	3-12 / 6-16	1-1 / 1-4	27:16 / 32:44	-05:28	2.9 / 3.5	7.0 / 5.7	4.8 / 4.8	6-41.3 / 5-26.6	4-35.0 / 8-65.0	1 / 4
Fla. Atlantic	7-15 / 5-15	2-3 / 2-3	33:36 / 26:24	07:12	4.6 / 1.0	8.3 / 8.8	6.8 / 5.2	2-56.0 / 7-36.0	5-40.0 / 7-55.0	5 / 0
FIU	9-19 / 4-12	2-2 / 1-2	34:36 / 25:24	09:12	4.1 / 4.4	6.6 / 7.8	5.4 / 6.9	5-47.4 / 5-38.6	7-70.0 / 5-32.0	2 / 3
Totals	66-185 / 71-180	20-34 / 15-33	346:12 / 373:48	-27:36	3.5 / 3.5	6.8 / 7.5	5.3 / 5.6	61-45.5 / 55-39.4	80-708.0 / 84-796.0	34 / 30

Note: Game totals are displayed in the format TEAM/OPPONENT for each category



2022-23 Middle Tenn. Football
 Passing Game-by-Game
 All games

#6 Preston Rice	Comp	Att	Int	Pct	Yards	TD	Long	Sacked	Effic.
James Madison	1	1	0	100.0	-3	0	0	0-0	74.8
Totals	1	1	0	100.0	-3	0	0	0-0	74.8

#11 Nicholas Vattiato	Comp	Att	Int	Pct	Yards	TD	Long	Sacked	Effic.
Louisiana Tech	8	17	0	47.1	90	0	19	4-37	91.5
Charlotte	22	29	1	75.9	203	0	38	4-22	127.8
Totals	30	46	1	65.2	293	0	38	8-59	114.4

#16 Chase Cunningham	Comp	Att	Int	Pct	Yards	TD	Long	Sacked	Effic.
James Madison	18	32	0	56.3	110	1	26	4-17	95.4
Colorado St.	31	39	1	79.5	266	1	42	2-12	140.1
Tennessee St.	20	24	1	83.3	216	2	36	2-7	178.1
Miami (FL)	16	25	1	64.0	408	3	98	2-9	232.7
UTSA	35	56	0	62.5	368	1	38	1-10	123.6
UAB	26	43	1	60.5	196	1	23	3-19	101.8
Western Ky.	32	51	1	62.7	228	1	32	1-21	102.8
UTEP	21	27	0	77.8	265	3	75	4-28	196.9
Louisiana Tech	15	27	3	55.6	136	1	18	0-0	87.9
Fla. Atlantic	40	54	1	74.1	448	5	36	0-0	170.6
FIU	29	42	0	69.0	279	0	26	3-17	124.8
Totals	283	420	9	67.4	2920	19	98	22-140	136.4

#18 Stone Frost	Comp	Att	Int	Pct	Yards	TD	Long	Sacked	Effic.
Tennessee St.	1	1	0	100.0	-4	0	0	0-0	66.4
Totals	1	1	0	100.0	-4	0	0	0-0	66.4



**2022-23 Middle Tenn. Football
Rushing/Receiving Game-by-Game
All games**

Rushing

Player	No-Yds/TD	JMU	CSU	TSU	UM	UTSA	UAB	WestKy	UTEP	LATech	CLT	FAU	FIU
Frank Peasant	165-750/9	9-3/0	22-93/2	13-125/3	19-74/1	3-10/0	10-40/0	6-20/0	20-96/0	24-91/0	17-84/2	13-59/1	9-55/0
Chase Cunningham	90-143/6	8--19/0	12-24/0	6-23/1	9-29/1	9-18/0	8--2/0	9-29/1	6--13/0	3-12/1	DNP	10-10/0	10-32/2
Darius Bracy	63-257/4	4-14/0	6--1/0	3-12/0	6-5/0	3-53/1	9-33/1	DNP	4-12/0	DNP	1-0/0	7-38/1	20-91/1
Nicholas Vattiato	24-13/0	DNP	DNP	DNP	DNP	DNP	DNP	DNP	DNP	10-0/0	14-13/0	DNP	DNP
Terry Wilkins	19-110/1	-	DNP	8-19/0	DNP	-	-	4--1/0	-	4-85/1	1-2/0	2-5/0	-
Joe Ervin	17-87/0	1--1/0	DNP	DNP	DNP	DNP	7-54/0	6-23/0	3-11/0	DNP	DNP	DNP	DNP
A'Varius Sparrow	8-18/0	6-15/0	1--2/0	1-5/0	DNP	DNP	DNP	DNP	DNP	DNP	DNP	DNP	DNP
DJ Riles	7-19/0	DNP	DNP	DNP	DNP	DNP	4-13/0	DNP	DNP	3-6/0	DNP	DNP	-
Preston Rice	6-7/0	-	DNP	5-6/0	DNP	DNP	DNP	DNP	DNP	DNP	DNP	1-1/0	DNP
Stone Frost	4-33/0	DNP	DNP	4-33/0	DNP	DNP	DNP	DNP	DNP	DNP	DNP	DNP	DNP
Jalen Montgomery	3-10/0	DNP	-	3-10/0	-	-	-	-	-	-	-	-	-
Jaylin Lane	3-4/0	DNP	-	-	-	2-2/0	-	-	1-2/0	-	DNP	-	-
DJ England-Chisolm	2-12/0	-	DNP	-	-	DNP	DNP	DNP	1-5/0	-	-	1-7/0	-
Yusuf Ali	2-3/0	-	-	-	-	1-1/0	1-2/0	-	-	-	-	-	-
Jordan Ferguson	1-49/0	-	-	-	-	-	-	-	-	-	-	1-49/0	-

Receiving

Player	No-Yds/TD	JMU	CSU	TSU	UM	UTSA	UAB	WestKy	UTEP	LATech	CLT	FAU	FIU
Jaylin Lane	59-829/4	DNP	3-46/0	4-55/1	4-130/0	10-179/0	9-59/1	6-37/0	7-147/1	3-21/1	DNP	8-95/0	5-60/0
Izaiah Gathings	53-490/2	6-34/0	11-92/0	3-30/0	4-19/0	9-97/0	3-38/0	3-42/1	2-22/0	DNP	-	5-39/1	7-77/0
Yusuf Ali	48-361/2	8-60/1	5-23/0	3-45/0	1--2/0	4-40/1	3-20/0	6-43/0	3-17/0	4-33/0	2-1/0	3-26/0	6-55/0
Frank Peasant	26-276/2	-	2-0/0	2-13/0	-	1-2/0	2-24/0	3-37/0	2-18/0	3-36/0	2-13/0	8-107/2	1-26/0
Elijah Metcalf	25-305/2	1--3/0	2-47/1	2-27/0	1-69/1	1-3/0	1-6/0	-	1-13/0	3-23/0	8-83/0	3-26/0	2-11/0
DJ England-Chisolm	22-359/4	-	DNP	3-15/0	2-169/2	DNP	DNP	DNP	1-6/1	3-31/0	2-31/0	5-70/1	6-37/0
Darius Bracy	15-89/2	1--6/0	1--6/0	1-11/1	1-6/0	5-26/0	1-7/0	DNP	1-2/0	DNP	-	2-36/1	2-13/0
Bud Tolbert	14-113/0	-	1-12/0	DNP	-	1-6/0	3-17/0	2-11/0	-	1-18/0	3-40/0	3-9/0	DNP
Jeremy Tate Jr.	8-84/1	-	-	1-4/0	-	-	-	-	3-33/1	-	2-10/0	2-37/0	-
A.J. Toney	8-46/0	-	2-11/0	1-16/0	1-4/0	4-15/0	-	-	DNP	DNP	DNP	DNP	DNP
Joe Ervin	8-30/0	-	DNP	DNP	DNP	DNP	2-1/0	5-22/0	1-7/0	DNP	DNP	DNP	DNP
Bryce Bailey	6-57/0	-	DNP	1--4/0	DNP	DNP	-	-	-	3-46/0	1-12/0	1-3/0	-
A'Varius Sparrow	5-46/0	1-5/0	4-41/0	-	DNP	DNP	DNP	DNP	DNP	DNP	DNP	DNP	DNP
Terry Wilkins	5-35/0	-	DNP	-	DNP	-	-	4-26/0	-	-	1-9/0	-	-
DJ Riles	4-19/0	DNP	DNP	DNP	DNP	DNP	1-1/0	DNP	DNP	3-18/0	DNP	DNP	-
Andrew Paige	3-34/0	DNP	DNP	DNP	DNP	DNP	1-23/0	2-11/0	DNP	DNP	DNP	DNP	DNP
Marquel Tinsley	3-14/0	1-1/0	-	-	2-13/0	-	-	-	DNP	DNP	-	-	DNP
Javonte Sherman	1-16/0	1-16/0	DNP	DNP	DNP	DNP	DNP	DNP	DNP	DNP	-	-	-
Taharin Sudderth	1-4/0	-	-	-	-	-	-	-	-	-	1-4/0	-	-
Chase Cunningham	1--1/0	-	-	-	-	-	-	1--1/0	-	-	DNP	-	-



**2022-23 Middle Tenn. Football
Total Tackles Game-by-Game
All games**

Total Tackles

Player	S-A	Total	JMU	CSU	TSU	UM	UTSA	UAB	WestKy	UTEP	LATech	CLT	FAU	FIU
Tra Fluellen	53-44	97	5-2	3-5	1-1	1-2	6-5	5-3	6-5	4-4	5-5	8-8	2-2	7-2
Teldrick Ross	50-24	74	6-5	6-3	3-3	7-1	3-3	5-2	4-1	5-3	1-0	2-1	6-1	2-1
Decorian Patterson	43-20	63	5-2	1-1	1-1	8-0	3-4	3-2	7-1	3-2	3-1	3-1	1-2	5-3
Jordan Ferguson	31-32	63	5-4	1-4	2-4	1-3	2-4	3-1	1-1	3-3	6-3	3-1	1-1	3-3
Devyn Curtis	20-30	50	1-3	3-2	3-1	2-4	2-4	1-1	2-2	0-3	1-1	3-3	0-4	2-2
Deidrick Stanley	26-19	45	3-3	1-4	4-0	1-0	2-3	3-0	5-3	5-2	1-1	1-3	-	-
Christian Dixon	20-24	44	2-2	3-5	1-2	4-1	1-3	1-0	2-1	0-2	0-2	1-1	2-5	3-0
Drew Francis	18-22	40	2-4	1-4	0-4	-	2-1	3-1	1-0	1-1	3-1	3-1	1-2	1-3
Jakobe Thomas	25-10	35	1-2	DNP	0-1	-	-	-	9-2	5-1	1-1	2-1	4-0	3-2
Jalen Rayam	18-17	35	1-0	1-4	1-1	-	4-1	0-1	3-1	1-1	1-1	4-3	1-2	1-2
Zaylin Wood	18-12	30	-	0-1	2-3	2-0	3-4	2-0	1-0	0-1	3-0	4-0	1-3	-
Parker Hughes	12-17	29	DNP	DNP	DNP	DNP	-	1-0	1-3	2-3	3-4	2-2	3-3	0-2
Jalen Davis	17-11	28	5-0	1-1	0-3	2-2	3-1	1-0	1-1	1-0	-	1-1	1-2	1-0
Jalen Jackson	21-5	26	4-1	1-2	2-0	4-2	4-0	3-0	-	2-0	-	-	-	1-0
Raquon Hartley	11-15	26	2-3	0-2	1-0	4-4	3-5	1-1	DNP	DNP	DNP	DNP	DNP	DNP
Ja'Kerrius Wyatt	10-15	25	1-0	0-1	0-1	1-1	2-2	0-1	-	2-2	2-1	0-3	1-2	1-1
Deonte Stanley	17-7	24	1-2	3-0	0-1	1-0	4-1	4-0	1-0	1-0	DNP	-	2-0	0-3
Quindarius Dunnigan	13-11	24	1-1	2-4	1-0	4-0	0-1	1-1	2-1	-	0-2	2-1	-	DNP
Marley Cook	12-8	20	2-0	1-2	0-2	1-0	0-2	1-0	-	1-1	1-0	3-0	2-1	-
Jordan Branch	4-9	13	0-1	0-2	2-1	2-1	0-2	-	0-2	DNP	DNP	DNP	-	-
Damonte Smith	3-10	13	1-0	-	-	1-1	1-1	0-2	0-2	0-2	0-1	-	0-1	-
Ralph Mency	8-4	12	1-1	-	-	2-0	0-1	3-0	1-1	-	0-1	1-0	-	-
Jorden Starling	4-6	10	-	0-2	1-0	0-1	-	1-0	0-1	-	1-2	-	1-0	-
Yusuf Ali	6-3	9	3-0	1-0	0-1	2-0	-	-	-	-	-	-	-	0-2
De'Arre McDonald	3-1	4	-	1-0	-	2-0	-	-	0-1	-	-	-	-	-
ZaBrien Harden	3-1	4	DNP	-	-	1-0	-	DNP	-	1-0	0-1	1-0	-	-
James Shellman	3-0	3	-	-	1-0	-	-	DNP	-	-	-	1-0	1-0	-
Chris Johnson	2-1	3	-	1-0	1-0	-	-	-	-	-	-	-	-	0-1
Da'Shawn Elder	1-2	3	DNP	-	-	0-1	-	1-1	DNP	DNP	-	DNP	-	-
Marvae Myers	1-2	3	DNP	-	1-2	DNP	DNP	DNP	DNP	DNP	DNP	DNP	DNP	DNP
Scott Payne	1-2	3	-	-	0-2	-	-	1-0	-	-	-	-	-	-
Tyrece Edwards	0-3	3	-	DNP	-	DNP	DNP	0-1	0-2	DNP	DNP	DNP	DNP	DNP
Richard Kinley	0-3	3	DNP	DNP	DNP	DNP	DNP	DNP	0-1	0-1	DNP	-	0-1	-
Andrew Leak	2-0	2	-	DNP	1-0	-	-	-	1-0	-	DNP	-	-	DNP
DJ England-Chisolm	2-0	2	-	DNP	-	-	DNP	DNP	DNP	-	2-0	-	-	-
Brody Butler	2-0	2	-	-	-	-	-	-	1-0	-	-	-	1-0	-
Elijah Metcalf	1-0	1	-	-	-	-	-	-	-	-	1-0	-	-	-
Bud Tolbert	1-0	1	-	-	DNP	-	-	1-0	-	-	-	-	-	DNP
Vincent Dinkins	1-0	1	-	DNP	-	DNP	DNP	DNP	DNP	1-0	DNP	DNP	DNP	DNP
Chase Cunningham	1-0	1	-	-	-	-	-	-	-	-	-	DNP	1-0	-
Taharin Sudderth	0-1	1	-	0-1	-	-	-	-	-	-	-	-	-	-
Javonte Sherman	0-1	1	-	DNP	DNP	DNP	DNP	DNP	DNP	DNP	DNP	-	-	0-1



**2022-23 Middle Tenn. Football
Tackles Breakdown
All games**

All Tackles

Player	Total	Rush	Pass	Sack	KO	Punt	Int	Fumb	FF	Other
Tra Fluellen	97	0	0	3	0	0	0	0	0	94
Teldrick Ross	74	0	0	2	0	0	0	0	0	72
Decorian Patterson	63	0	0	2	0	0	0	0	0	61
Jordan Ferguson	63	0	0	16	0	0	0	0	0	47
Devyn Curtis	50	0	0	2	0	0	0	0	0	48
Deidrick Stanley	45	0	0	2	0	0	0	0	0	43
Christian Dixon	44	0	0	4.5	0	0	0	0	0	39.5
Drew Francis	40	0	0	3.5	0	0	0	0	0	36.5
Jalen Rayam	35	0	0	3	0	0	0	0	0	32
Jakobe Thomas	35	0	0	1	0	0	0	0	0	34
Zaylin Wood	30	0	0	8	0	0	0	0	0	22
Parker Hughes	29	0	0	2	0	0	0	0	0	27
Jalen Davis	28	0	0	6	0	0	0	0	0	22
Jalen Jackson	26	0	0	1.5	0	0	0	0	0	24.5
Raquon Hartley	26	0	0	2.5	0	0	0	0	0	23.5
Ja'Kerrius Wyatt	25	0	0	2	0	0	0	0	0	23
Deonte Stanley	24	0	0	1	0	0	0	0	0	23
Quindarius Dunnigan	24	0	0	5	0	0	0	0	0	19
Marley Cook	20	0	0	9.5	0	0	0	0	0	10.5
Jordan Branch	13	0	0	1.5	0	0	0	0	0	11.5
Damonte Smith	13	0	0	1	0	0	0	0	0	12
Ralph Mency	12	0	0	0	0	0	0	0	0	12
Jorden Starling	10	0	0	1	0	0	0	0	0	9
Yusuf Ali	9	0	0	0	0	0	0	0	0	9
De'Arre McDonald	4	0	0	0	0	0	0	0	0	4
ZaBrien Harden	4	0	0	0	0	0	0	0	0	4
Chris Johnson	3	0	0	0	0	0	0	0	0	3
Da'Shawn Elder	3	0	0	0	0	0	0	0	0	3
Richard Kinley	3	0	0	1	0	0	0	0	0	2
James Shellman	3	0	0	0	0	0	0	0	0	3
Tyrece Edwards	3	0	0	0	0	0	0	0	0	3
Marvae Myers	3	0	0	0	0	0	0	0	0	3
Scott Payne	3	0	0	0	0	0	0	0	0	3
DJ England-Chisolm	2	0	0	0	0	0	0	0	0	2
Brody Butler	2	0	0	0	0	0	0	0	0	2
Andrew Leak	2	0	0	0	0	0	0	0	0	2
Vincent Dinkins	1	0	0	0	0	0	0	0	0	1
Elijah Metcalf	1	0	0	0	0	0	0	0	0	1
Javonte Sherman	1	0	0	0	0	0	0	0	0	1
Chase Cunningham	1	0	0	0	0	0	0	0	0	1
Taharin Sudderth	1	0	0	0	0	0	0	0	0	1
Bud Tolbert	1	0	0	0	0	0	0	0	0	1
Total	877	0	0	81	0	0	0	0	0	796



**2022-23 Middle Tenn. Football
Tackles For Loss Game-by-Game
All games**

Player	UA-A	Total	JMU	CSU	TSU	UM	UTSA	UAB	WestKy	UTEP	LATech	CLT	FAU	FIU
Jordan Ferguson	15-2	16.0	1.0-9	1.0-20	1.5-7	0.5-1	-	2.0-2	-	1.0-7	4.0-21	1.0-1	1.0-8	3.0-20
Marley Cook	8-3	9.5	1.0-7	1.5-8	0.5-2	1.0-7	0.5-1	1.0-3	-	1.0-17	-	1.0-2	2.0-11	-
Zaylin Wood	7-2	8.0	-	-	-	2.0-17	2.0-24	-	-	0.5-2	1.0-1	1.0-4	1.5-3	-
Jalen Davis	5-2	6.0	3.0-8	0.5-3	-	1.0-3	-	-	-	-	-	-	1.5-6	-
Quindarius Dunnigan	3-4	5.0	-	3.5-23	-	1.0-1	0.5-3	-	-	-	-	-	-	DNP
Christian Dixon	2-5	4.5	0.5-0	2.0-8	-	-	0.5-2	-	-	-	0.5-0	-	1.0-3	-
Drew Francis	3-1	3.5	-	1.0-7	0.5-2	-	-	1.0-5	-	1.0-1	-	-	-	-
Tra Fluellen	2-2	3.0	-	-	-	-	-	-	-	-	0.5-1	1.5-2	1.0-2	-
Jalen Rayam	1-4	3.0	1.0-4	1.0-6	-	-	-	-	-	-	-	0.5-0	0.5-1	-
Raquon Hartley	1-3	2.5	-	-	-	1.5-9	0.5-0	0.5-1	DNP	DNP	DNP	DNP	DNP	DNP
Deidrick Stanley	2-0	2.0	-	-	-	-	1.0-9	-	-	1.0-9	-	-	-	-
Devyn Curtis	2-0	2.0	-	-	1.0-3	-	-	-	-	-	-	1.0-0	-	-
Parker Hughes	2-0	2.0	DNP	DNP	DNP	DNP	-	-	-	1.0-8	1.0-6	-	-	-
Teldrick Ross	2-0	2.0	-	1.0-1	-	-	-	-	1.0-2	-	-	-	-	-
Decorian Patterson	1-2	2.0	0.5-1	-	-	1.0-3	-	0.5-1	-	-	-	-	-	-
Ja'Kerrius Wyatt	1-2	2.0	-	0.5-2	-	-	1.0-2	-	-	0.5-1	-	-	-	-
Jordan Branch	1-1	1.5	-	-	1.5-4	-	-	-	-	DNP	DNP	DNP	-	-
Jalen Jackson	1-1	1.5	-	0.5-2	1.0-2	-	-	-	-	-	-	-	-	-
Deonte Stanley	1-0	1.0	-	-	-	-	1.0-1	-	-	-	DNP	-	-	-
Jakobe Thomas	1-0	1.0	-	DNP	-	-	-	-	-	1.0-5	-	-	-	-
Damonte Smith	1-0	1.0	1.0-4	-	-	-	-	-	-	-	-	-	-	-
Jorden Starling	0-2	1.0	-	0.5-2	-	-	-	-	0.5-2	-	-	-	-	-
Richard Kinley	0-2	1.0	DNP	DNP	DNP	DNP	DNP	DNP	0.5-2	-	DNP	-	0.5-2	-



**2022-23 Middle Tenn. Football
All-Purpose Yards Game-by-Game
All games**

Player	Total	JMU	CSU	TSU	UM	UTSA	UAB	WestKy	UTEP	LATech	CLT	FAU	FIU
Jaylin Lane	1191	DNP	58	65	131	269	182	84	163	62	DNP	115	62
Frank Peasant	1026	3	93	138	74	12	64	57	114	127	97	166	81
Izaiah Gathings	490	34	92	30	19	97	38	42	22	DNP	-	39	77
Yusuf Ali	425	60	23	45	-2	58	22	71	17	49	1	26	55
DJ England-Chisolm	371	-	DNP	15	169	DNP	DNP	DNP	11	31	31	77	37
Darius Bracy	346	8	-7	23	11	79	40	DNP	14	DNP	-	74	104
Elijah Metcalf	305	-3	47	27	69	3	6	-	13	23	83	26	11
Terry Wilkins	145	-	DNP	19	DNP	-	-	25	-	85	11	5	-
Chase Cunningham	142	-19	24	23	29	18	-2	28	-13	12	DNP	10	32
Joe Ervin	117	-1	DNP	DNP	DNP	DNP	55	45	18	DNP	DNP	DNP	DNP
Bud Tolbert	113	-	12	DNP	-	6	17	11	-	18	40	9	DNP
Jakobe Thomas	91	-	DNP	-	-	-	-	-	4	-	-	-	87
Jeremy Tate Jr.	84	-	-	4	-	-	-	-	33	-	10	37	-
A'Varius Sparrow	64	20	39	5	DNP	DNP	DNP	DNP	DNP	DNP	DNP	DNP	DNP
Bryce Bailey	57	-	DNP	-4	DNP	DNP	-	-	-	46	12	3	-
Jordan Ferguson	50	-	-	-	-	-	-	-	-	-	1	49	-
Jalen Davis	47	-	-	47	-	-	-	-	-	-	-	-	-
A.J. Toney	46	-	11	16	4	15	-	-	DNP	DNP	DNP	DNP	DNP
DJ Riles	38	DNP	DNP	DNP	DNP	DNP	14	DNP	DNP	24	DNP	DNP	-
Jordan Branch	37	-	-	-	-	37	-	-	DNP	DNP	DNP	-	-
Deonte Stanley	35	-	-	35	-	-	-	-	-	DNP	-	-	-
Andrew Paige	34	DNP	DNP	DNP	DNP	DNP	23	11	DNP	DNP	DNP	DNP	DNP
Stone Frost	33	DNP	DNP	33	DNP	DNP	DNP	DNP	DNP	DNP	DNP	DNP	DNP
Tra Fluellen	32	-	32	-	-	-	-	-	-	-	-	-	-
Jalen Montgomery	29	DNP	-	29	-	-	-	-	-	-	-	-	-
Javonte Sherman	16	16	DNP	DNP	DNP	DNP	DNP	DNP	DNP	DNP	-	-	-
Zaylin Wood	15	-	-	-	15	-	-	-	-	-	-	-	-
Teldrick Ross	15	15	-	-	-	-	-	-	-	-	-	-	-
Marquel Tinsley	14	1	-	-	13	-	-	-	DNP	DNP	-	-	DNP
Nicholas Vattiato	13	DNP	DNP	DNP	DNP	DNP	DNP	DNP	DNP	-	13	DNP	DNP
Decorian Patterson	12	-	-	-	2	1	-	-	-	-	-	-	9
Preston Rice	7	-	DNP	6	DNP	DNP	DNP	DNP	DNP	DNP	DNP	1	DNP
Taharin Sudderth	4	-	-	-	-	-	-	-	-	-	4	-	-



**2022-23 Middle Tenn. Football
Sacks Game-by-Game
All games**

Player	UA-A	Total	JMU	CSU	TSU	UM	UTSA	UAB	WestKy	UTEP	LATech	CLT	FAU	FIU
Jordan Ferguson	9-0	9	1-9	1-20	1-6	-	-	-	-	1-7	2-12	-	1-8	2-15
Marley Cook	6-1	6.5	1-7	1.5-8	-	1-7	-	-	-	1-17	-	-	2-11	-
Zaylin Wood	5-1	5.5	-	-	-	2-17	2-24	-	-	0.5-2	-	-	1-2	-
Christian Dixon	2-1	2.5	-	2-8	-	-	-	-	-	-	-	-	0.5-2	-
Quindarius Dunnigan	2-1	2.5	-	2.5-20	-	-	-	-	-	-	-	-	-	DNP
Deidrick Stanley	2-0	2	-	-	-	-	1-9	-	-	1-9	-	-	-	-
Jalen Davis	1-2	2	-	0.5-3	-	1-3	-	-	-	-	-	-	0.5-2	-
Devyn Curtis	1-0	1	-	-	-	-	-	-	-	-	-	1-0	-	-
Drew Francis	1-0	1	-	1-7	-	-	-	-	-	-	-	-	-	-
Parker Hughes	1-0	1	DNP	DNP	DNP	DNP	-	-	-	1-8	-	-	-	-
Ja'Kerrius Wyatt	0-1	0.5	-	-	-	-	-	-	-	0.5-1	-	-	-	-
Jalen Rayam	0-1	0.5	-	0.5-4	-	-	-	-	-	-	-	-	-	-



**2022-23 Middle Tenn. Football
Fumbles Game-by-Game
All games**

Fumbles

Player	No-Lost	JMU	CSU	TSU	UM	UTSA	UAB	WestKy	UTEP	LATech	CLT	FAU	FIU
Nicholas Vattiato	6-0	DNP	DNP	DNP	DNP	DNP	DNP	DNP	DNP	2-0	4-0	DNP	DNP
Chase Cunningham	3-1	-	-	-	-	2-0	-	1-1	-	-	DNP	-	-
Frank Peasant	2-2	1-1	1-1	-	-	-	-	-	-	-	-	-	-
Jaylin Lane	2-1	DNP	-	-	1-0	-	-	-	-	1-1	DNP	-	-
Darius Bracy	1-1	-	-	-	-	-	-	DNP	1-1	DNP	-	-	-

Fumbles Forced

Player	Number	JMU	CSU	TSU	UM	UTSA	UAB	WestKy	UTEP	LATech	CLT	FAU	FIU
Jordan Ferguson	2	1	1	-	-	-	-	-	-	-	-	-	-
Christian Dixon	2	-	1	-	-	-	-	-	-	-	-	1	-
Devyn Curtis	1	-	-	-	-	-	-	-	-	-	1	-	-
Jakobe Thomas	1	-	DNP	-	-	-	-	1	-	-	-	-	-
Jalen Davis	1	-	1	-	-	-	-	-	-	-	-	-	-
Jordan Branch	1	-	-	-	1	-	-	-	DNP	DNP	DNP	-	-

Fumbles Recovered

Player	Number	JMU	CSU	TSU	UM	UTSA	UAB	WestKy	UTEP	LATech	CLT	FAU	FIU
Zaylin Wood	2	-	-	-	1	-	-	-	-	-	1	-	-
Teldrick Ross	1	-	-	-	-	-	-	1	-	-	-	-	-
Devyn Curtis	1	-	-	-	-	-	-	1	-	-	-	-	-
Jordan Ferguson	1	-	-	-	-	-	-	-	-	-	-	1	-
Ja'Kerrius Wyatt	1	-	1	-	-	-	-	-	-	-	-	-	-
Javonte Sherman	1	-	DNP	DNP	DNP	DNP	DNP	DNP	DNP	DNP	-	1	-
Jordan Branch	1	-	1	-	-	-	-	-	DNP	DNP	DNP	-	-



**2022-23 Middle Tenn. Football
Returns Game-by-Game
All games**

Punt Returns

Player	No-Yds	JMU	CSU	TSU	UM	UTSA	UAB	WestKy	UTEP	LATech	CLT	FAU	FIU
Jaylin Lane	15-104	DNP	1-12	1-10	2-1	2-33	1-14	1--2	4-14	-	DNP	2-20	1-2

Kick Returns

Player	No-Yds	JMU	CSU	TSU	UM	UTSA	UAB	WestKy	UTEP	LATech	CLT	FAU	FIU
Jaylin Lane	11-254	DNP	-	-	-	3-55	4-109	2-49	-	2-41	DNP	-	-
Yusuf Ali	3-61	-	-	-	-	1-17	-	1-28	-	1-16	-	-	-
Teldrick Ross	1-15	1-15	-	-	-	-	-	-	-	-	-	-	-
Quindarius Dunnigan	1-0	-	-	-	-	-	-	-	-	-	-	1-0	DNP

Interceptions Returns

Player	No-Yds	JMU	CSU	TSU	UM	UTSA	UAB	WestKy	UTEP	LATech	CLT	FAU	FIU
Decorian Patterson	6-12	-	1-0	-	1-2	2-1	-	-	-	-	-	-	2-9
Jakobe Thomas	4-91	-	DNP	-	-	-	-	-	1-4	-	1-0	-	2-87
Tra Fluellen	2-32	-	1-32	-	-	-	-	1-0	-	-	-	-	-
Jalen Davis	1-47	-	-	1-47	-	-	-	-	-	-	-	-	-
Jordan Branch	1-37	-	-	-	-	1-37	-	-	DNP	DNP	DNP	-	-
Deonte Stanley	1-35	-	-	1-35	-	-	-	-	-	DNP	-	-	-
Zaylin Wood	1-15	-	-	-	1-15	-	-	-	-	-	-	-	-
Teldrick Ross	1-0	-	-	-	-	-	-	-	-	1-0	-	-	-

Fumble Returns

Player	No-Yds	JMU	CSU	TSU	UM	UTSA	UAB	WestKy	UTEP	LATech	CLT	FAU	FIU
Zaylin Wood	2-0	-	-	-	1-0	-	-	-	-	-	1-0	-	-
Teldrick Ross	1-0	-	-	-	-	-	-	1-0	-	-	-	-	-
Devyn Curtis	1-0	-	-	-	-	-	-	1-0	-	-	-	-	-
Jordan Ferguson	1-0	-	-	-	-	-	-	-	-	-	-	1-0	-
Ja'Kerrius Wyatt	1-0	-	1-0	-	-	-	-	-	-	-	-	-	-
Javonte Sherman	1-0	-	DNP	DNP	DNP	DNP	DNP	DNP	DNP	DNP	-	1-0	-
Jordan Branch	1-0	-	1-0	-	-	-	-	-	DNP	DNP	DNP	-	-



**2022-23 Middle Tenn. Football
Games Played
All games**

##	Player	GP-GS	JMU	CSU	TSU	UM	UTSA	UAB	WestKy	UTEP	LATech	CLT	FAU	FIU
0	Richard Kinley	5/0	XXX	XXX	...	XXX	XXX	XXX
1	Teldrick Ross	12/12	START	START	START	START	START	START	START	START	START	START	START	START
2	Izaiah Gathings	11/10	START	START	START	START	START	START	START	START	...	XXX	START	START
3	DJ England-Chisolm	8/7	START	...	START	START	XXX	START	START	START	START
4	Johnathan Butler	0/0
4	Kyle Lowe	0/0
5	Bud Tolbert	10/5	START	START	...	XXX	XXX	START	START	XXX	XXX	START	XXX	...
6	Preston Rice	3/0	XXX	...	XXX	XXX	...
6	Deidrick Stanley	12/8	XXX	START	START	XXX	START	XXX	START	XXX	START	START	START	START
7	Zaylin Wood	12/10	START	XXX	XXX	START	START	START	START	START	START	START	START	START
7	Zeke Rankin	12/0	XXX	XXX	XXX	XXX	XXX	XXX	XXX	XXX	XXX	XXX	XXX	XXX
8	Devyn Curtis	12/11	START	START	START	START	START	START	START	START	XXX	START	START	START
9	Jordan Ferguson	12/12	START	START	START	START	START	START	START	START	XXX	START	START	START
10	Ja'Kerrius Wyatt	12/5	XXX	XXX	XXX	XXX	XXX	XXX	XXX	START	START	START	START	START
11	Marvae Myers	2/0	...	XXX	XXX
11	Nicholas Vattiato	2/1	XXX	START
12	DJ Riles	3/0	XXX	XXX	XXX
13	Kyle Ulbrich	12/0	XXX	XXX	XXX	XXX	XXX	XXX	XXX	XXX	XXX	XXX	XXX	XXX
13	Javonte Sherman	4/0	XXX	XXX	XXX	XXX
15	Jacob Coleman	8/0	XXX	XXX	XXX	XXX	XXX	XXX	XXX	XXX
16	Chase Cunningham	11/11	START	START	START	START	START	START	START	START	START	...	START	START
17	Tra Fluellen	12/12	START	START	START	START	START	START	START	START	START	START	START	START
18	Stone Frost	1/0	XXX
18	James Douglas	2/0	XXX	XXX
19	A'Varius Sparrow	3/0	XXX	XXX	XXX
21	Joe Ervin	4/1	XXX	XXX	XXX	XXX	START
22	Chris Johnson	12/0	XXX	XXX	XXX	XXX	XXX	XXX	XXX	XXX	XXX	XXX	XXX	XXX
22	Andrew Paige	2/0	XXX	XXX	XXX
23	Jalen Jackson	12/5	START	START	START	START	START	XXX	XXX	XXX	XXX	XXX	XXX	XXX
24	Scott Payne	12/0	XXX	XXX	XXX	XXX	XXX	XXX	XXX	XXX	XXX	XXX	XXX	XXX
24	Darius Bracy	10/0	XXX	XXX	XXX	XXX	XXX	XXX	...	XXX	...	XXX	XXX	XXX
25	Tylus Hancock	0/0
25	Bryce Bailey	9/0	XXX	...	XXX	XXX	XXX	XXX	XXX	XXX	XXX	XXX
26	Emmanuel Mann	9/0	XXX	XXX	XXX	XXX	XXX	XXX	XXX	XXX	...	XXX
26	Jerron Newson	0/0
27	Colton Shaffer	0/0
28	De'Arre McDonald	12/0	XXX	XXX	XXX	XXX	XXX	XXX	XXX	XXX	XXX	XXX	XXX	XXX
28	Malachi Burns	0/0
29	Jalen Montgomery	11/0	...	XXX	XXX	XXX	XXX	XXX	XXX	XXX	XXX	XXX	XXX	XXX
30	Jakobe Thomas	11/3	XXX	...	XXX	XXX	XXX	XXX	START	START	START	XXX	XXX	XXX
31	Aran Mohamad-Ali	5/0	XXX	...	XXX	XXX	XXX	...	XXX	...
31	Deonte Stanley	11/1	XXX	XXX	XXX	XXX	XXX	START	XXX	XXX	...	XXX	XXX	XXX
32	Timar Rogers	2/0	...	XXX	XXX
33	Decorian Patterson	12/12	START	START	START	START	START	START	START	START	START	START	START	START
34	Christian Dixon	12/1	XXX	XXX	XXX	XXX	XXX	XXX	XXX	XXX	START	XXX	XXX	XXX
35	Jalen Davis	12/0	XXX	XXX	XXX	XXX	XXX	XXX	XXX	XXX	XXX	XXX	XXX	XXX
36	Frank Peasant	12/11	START	START	START	START	START	START	START	XXX	START	START	START	START
36	Justus Chadwick	0/0
37	James Shellman	11/0	XXX	XXX	XXX	XXX	XXX	...	XXX	XXX	XXX	XXX	XXX	XXX
38	ZaBrien Harden	10/0	...	XXX	XXX	XXX	XXX	...	XXX	XXX	XXX	XXX	XXX	XXX
38	Miles Tillman	0/0
39	Terry Wilkins	10/0	XXX	...	XXX	...	XXX	XXX	XXX	XXX	XXX	XXX	XXX	XXX
40	Drew Francis	12/11	START	START	START	START	START	START	START	START	XXX	START	START	START
41	Raquon Hartley	6/3	START	XXX	XXX	START	XXX	START
42	Da'Shawn Elder	8/0	...	XXX	XXX	XXX	XXX	XXX	XXX	...	XXX	XXX
43	Trevon Ferrell	2/0	XXX	XXX	...
44	Jalen Rayam	12/1	XXX	XXX	XXX	XXX	XXX	XXX	XXX	XXX	START	XXX	XXX	XXX
45	Jai'Brian Bouye	1/0	XXX
46	Andrew Leak	9/0	XXX	...	XXX	XXX	XXX	XXX	XXX	XXX	...	XXX	XXX	...
47	Jamison Greenway	1/0	XXX



**2022-23 Middle Tenn. Football
Games Played
All games**

#	Player	GP-GS	JMU	CSU	TSU	UM	UTSA	UAB	WestKy	UTEP	LATech	CLT	FAU	FIU
48	Caden Williams	1/0	XXX	...
49	Jorden Starling	12/0	XXX	XXX	XXX	XXX	XXX	XXX	XXX	XXX	XXX	XXX	XXX	XXX
51	Nash Stidham	0/0
52	Muaaz Byard	0/0
53	Trenton Taylor-Ricker	0/0
54	Connor Dougherty	0/0
55	Jahlil Ryles	9/4	START	XXX	...	XXX	START	START	XXX	XXX	XXX	START
56	Seth Falley	6/3	XXX	START	START	START	XXX	XXX
57	Marley Cook	12/12	START	START	START	START	START	START	START	START	START	START	START	START
58	Dylan Kling	0/0
59	Jacob Jackson	0/0
61	J'Shun Bodiford	8/0	...	XXX	XXX	XXX	XXX	...	XXX	XXX	XXX	XXX
62	Jordan Palmer	10/8	START	START	...	XXX	START	START	START	START	START	...	START	XXX
63	Wilson Kelly	10/4	XXX	XXX	START	START	XXX	XXX	XXX	START	XXX	START
64	Jacqui Graham	11/10	START	START	START	XXX	START	START	START	START	START	...	START	START
65	Justice Spates	3/0	XXX	...	XXX	XXX	...
66	Alex Jones	2/0	XXX	XXX
67	Cooper Koch	1/0	XXX
68	Carson Garrison	0/0
69	Brody Butler	12/0	XXX	XXX	XXX	XXX	XXX	XXX	XXX	XXX	XXX	XXX	XXX	XXX
70	Tyler Falvey	12/12	START	START	START	START	START	START	START	START	START	START	START	START
71	Conner Griffin	1/0	XXX
72	Morgan Scott	2/0	XXX	XXX	...
73	Karter Johnson	3/0	XXX	XXX	XXX	...
74	Ethan Ellis	12/2	XXX	XXX	XXX	START	XXX	XXX	START	XXX	XXX	XXX	XXX	XXX
75	Jamari Williams	2/0	XXX	XXX
76	Joseph Stone	3/0	XXX	XXX	XXX
77	Keylan Rutledge	10/5	XXX	XXX	XXX	XXX	XXX	START	START	START	START	START
78	Mateo Guevara	0/0
79	Sterling Porcher	12/12	START	START	START	START	START	START	START	START	START	START	START	START
80	A.J. Toney	7/1	XXX	XXX	XXX	XXX	START	XXX	XXX
81	Mitchell Howell	1/0	XXX
82	Taharin Sudderth	12/0	XXX	XXX	XXX	XXX	XXX	XXX	XXX	XXX	XXX	XXX	XXX	XXX
83	Jaylin Lane	10/10	...	START	START	START	START	START	START	START	START	...	START	START
84	Elijah Metcalf	12/1	XXX	XXX	XXX	XXX	XXX	XXX	XXX	XXX	XXX	START	XXX	XXX
85	Jaylen Ward	3/0	XXX	XXX	XXX
86	Jeremy Tate Jr.	12/3	XXX	XXX	XXX	XXX	XXX	XXX	XXX	START	START	START	XXX	XXX
87	Marquel Tinsley	9/0	XXX	XXX	XXX	XXX	XXX	XXX	XXX	XXX	XXX	...
88	John Ojelabi	2/0	XXX	XXX	...
89	Yusuf Ali	12/11	START	START	START	START	START	START	START	START	START	XXX	START	START
91	Parker Hughes	8/4	XXX	XXX	XXX	START	XXX	START	START	START
92	Damonte Smith	12/0	XXX	XXX	XXX	XXX	XXX	XXX	XXX	XXX	XXX	XXX	XXX	XXX
93	Vincent Dinkins	3/0	XXX	...	XXX	XXX
94	Ralph Mency	12/0	XXX	XXX	XXX	XXX	XXX	XXX	XXX	XXX	XXX	XXX	XXX	XXX
95	Tyrece Edwards	4/0	XXX	...	XXX	XXX	XXX
96	Kasey Bonds	0/0
97	Quindarius Dunnigan	11/2	XXX	START	START	XXX	XXX	XXX	XXX	XXX	XXX	XXX	XXX	...
99	Jordan Branch	9/7	START	START	START	START	START	START	START	XXX	XXX

NCAA Statistics

Middle Tenn. - 2022-23 Football Ranking Summary thru games 12/10/2022

Statistic	National Rank	Conference Rank	Value	National Leader	Value	Conference Leader	Value
3rd Down Conversion Pct (131 ranked)	102	10	0.357	Washington	0.571	UTSA	0.497
3rd Down Conversion Pct Defense (131 ranked)	75	5	0.394	Marshall	0.234	UTEP	0.348
4th Down Conversion Pct (131 ranked)	36	1	0.588	Michigan	0.895	Middle Tenn.	0.588
4th Down Conversion Pct Defense (131 ranked)	40	3	0.455	Louisville	0.158	Fla. Atlantic	0.407
Blocked Kicks (70 ranked)	3	1	6	Central Mich. Notre Dame	7	Middle Tenn.	6
Blocked Kicks Allowed (130 ranked)	77	6	2	32 teams tied	0	Rice UAB UTSA	0
Blocked Punts (30 ranked)	4	1	4	Notre Dame	7	Middle Tenn.	4
Blocked Punts Allowed (129 ranked)	67	5	1	66 teams tied	0	4 teams tied	0
Completion Percentage (131 ranked)	11	2	0.672	Fresno St.	0.714	UTSA	0.690
Defensive TDs (67 ranked)	4	2	4	Western Ky.	6	Western Ky.	6
Fewest Penalties (131 ranked)	84	6	80	Oklahoma St.	43	North Texas	68
Fewest Penalties Per Game (131 ranked)	86	7	6.67	Oklahoma St.	3.58	North Texas	5.23
Fewest Penalty Yards (131 ranked)	89	6	708	East Carolina	358	North Texas	551
Fewest Penalty Yards Per Game (131 ranked)	92	7	59.00	East Carolina	29.83	North Texas	42.38
First Downs Defense (128 ranked)	95	5	264	James Madison	152	Rice	224
First Downs Offense (131 ranked)	73	8	248	UTSA Utah	342	UTSA	342
Fumbles Lost (131 ranked)	51	4	7	5 teams tied	2	FIU Louisiana Tech North Texas	6
Fumbles Recovered (131 ranked)	44	6	8	Duke Florida	15	Western Ky.	13
Kickoff Return Defense (131 ranked)	59	5	19.51	Missouri	13.64	Fla. Atlantic	16.27
Kickoff Returns (131 ranked)	57	5	20.62	Mississippi St.	27.83	UAB	22.24
Net Punting (131 ranked)	16	2	41.11	Michigan St.	45.53	UTSA	42.00
Passes Had Intercepted (130 ranked)	74	4	10	Air Force	2	Fla. Atlantic	5
Passes Intercepted (131 ranked)	3	1	17	Illinois	22	Western Ky. Middle Tenn.	17
Passing Offense (131 ranked)	31	5	267.2	Washington	376.7	Western Ky.	339.2
Passing Yards Allowed (131 ranked)	129	11	291.3	Texas A&M	156.2	UAB	197.7
Passing Yards per Completion (131 ranked)	122	10	10.18	Air Force	21.97	North Texas	15.35
Punt Return Defense (131 ranked)	50	4	6.00	Rutgers	-1.38	Charlotte	2.11
Punt Returns (131 ranked)	58	6	8.27	Duke Fresno St.	19.92	Louisiana Tech	12.42
Red Zone Defense (131 ranked)	2	1	0.674	Georgia	0.607	Middle Tenn.	0.674
Red Zone Offense (131 ranked)	93	6	0.804	Georgia	0.972	UTSA	0.902
Rushing Defense (131 ranked)	27	1	121.9	Georgia	77.0	Middle Tenn.	121.9
Rushing Offense (131 ranked)	104	9	123.1	Air Force	330.9	UAB	243.8
Sacks Allowed (131 ranked)	85	8	2.50	Oregon	0.33	North Texas	0.85
Scoring Defense (131 ranked)	82	6	28.1	Illinois	12.2	UAB	23.4
Scoring Offense (131 ranked)	58	6	29.2	Tennessee	47.3	UTSA	38.7
Tackles for Loss Allowed (131 ranked)	122	11	7.75	Washington	2.58	Western Ky.	3.69
Team Passing Efficiency (131 ranked)	68	7	133.69	Tennessee	181.60	UTSA	162.67
Team Passing Efficiency Defense (131 ranked)	77	5	133.57	Illinois	89.77	UAB	116.74
Team Sacks (131 ranked)	20	1	2.83	Pittsburgh	3.75	Middle Tenn.	2.83
Team Tackles for Loss (131 ranked)	25	1	6.8	Liberty	9.1	Middle Tenn.	6.8
Time of Possession (131 ranked)	93	8	28:51	Air Force	36:16	UTEP	33:47
Total Defense (131 ranked)	98	6	413.2	Air Force	256.4	UTEP	352.5
Total Offense (131 ranked)	67	7	390.2	Tennessee	538.1	UTSA	486.1
Turnover Margin (131 ranked)	17	2	0.67	Southern California	1.69	Western Ky.	0.69
Turnovers Gained (131 ranked)	6	2	25	Illinois Western Ky.	30	Western Ky.	30
Turnovers Lost (131 ranked)	57	4	17	San Jose St. Southern California	6	Fla. Atlantic	13
Winning Percentage (128 ranked)	48	3	0.583	Georgia Michigan	1.000	UTSA	0.846

Statistic	Player	National Rank	Conference Rank	Value	National Leader	Value	Conference Leader	Value
All Purpose (200 ranked)	Jaylin Lane Frank Peasant	31 117	3 10	119.10 85.50	Zach Charbonnet, UCLA	168.00	DeWayne McBride, UAB	156.64
Blocked Kicks (5 ranked)					4 players tied	3	Charlie Goode, UAB	2
Combined Kick Returns (199 ranked)	Jaylin Lane	55	7	358	Johnnie Lang, Arkansas St.	973	Smoke Harris, Louisiana Tech	753
Completion Percentage (112 ranked)	Chase Cunningham	15	2	0.674	Clay Millen, Colorado St.	0.722	Frank Harris, UTSA	0.711
Completions Per Game (100 ranked)	Chase Cunningham	7	2	25.73	Will Rogers, Mississippi St.	32.17	Austin Reed, Western Ky.	27.15
Field Goal Percentage (112 ranked)	Zeke Rankin	24	2	0.857	Joshua Karty, Stanford	1.000	Gavin Baechle, UTEP	0.917
Field Goals Per Game (138 ranked)	Zeke Rankin	73	7	1.00	Christopher Dunn, NC State Jake Moody, Michigan	2.00 2.00	Gavin Baechle, UTEP	1.83
Forced Fumbles (11 ranked)					6 players tied	0.33	Damien Miller, UAB	0.33
Fumbles Recovered (22 ranked)	Zaylin Wood	22	2	2	Jackson Mitchell, UConn	5	J'Dan Burnett, Louisiana Tech	3
Interceptions Per Game (125 ranked)	Decorian Patterson Jakobe Thomas	3 20	1 2	0.5 0.4	Marcus Fuqua, Buffalo	0.6	Decorian Patterson, Middle Tenn.	0.5
Kickoff Return TDs (2 ranked)					Jaylin Lucas, Indiana	2	Chris Carpenter, UTSA Kaylon Horton, North Texas	1 1
Kickoff Returns (58 ranked)					Lideatrick Griffin, Mississippi St.	32.3	Smoke Harris, Louisiana Tech	27.2
Passes Defended (27 ranked)	Teldrick Ross Decorian Patterson	3 5	1 2	1.6 1.5	Quinyon Mitchell, Toledo	1.9	Teldrick Ross, Middle Tenn.	1.6
Passing Efficiency (112 ranked)	Chase Cunningham	62	8	136.4	C.J. Stroud, Ohio St.	176.2	Frank Harris, UTSA	167.4
Passing TDs (161 ranked)	Chase Cunningham	46	6	19	C.J. Stroud, Ohio St. Clayton Tune, Houston Caleb Williams, Southern California	37 37 37	Austin Reed, Western Ky.	36
Passing Yards (130 ranked)	Chase Cunningham	33	4	2,920	Michael Penix Jr., Washington	4,354	Austin Reed, Western Ky.	4,249
Passing Yards Per Game (130 ranked)	Chase Cunningham	23	3	265.5	Michael Penix Jr., Washington	362.8	Austin Reed, Western Ky.	326.8
Passing Yards per Completion (112 ranked)	Chase Cunningham	100	9	10.32	Austin Aune, North Texas	15.39	Austin Aune, North Texas	15.39
Points Responsible For (199 ranked)	Chase Cunningham Zeke Rankin	43 179	5 16	150 80	Caleb Williams, Southern California	282	Austin Reed, Western Ky.	272
Points Responsible For Per Game (200 ranked)	Chase Cunningham Zeke Rankin	38 189	6 17	13.6 6.7	Caleb Williams, Southern California	21.7	Austin Reed, Western Ky.	20.9
Punt Return TDs (6 ranked)	Jordan Ferguson Jalen Montgomery	6 6	1 1	1 1	5 players tied	2	6 players tied	1
Punt Returns (46 ranked)	Jaylin Lane	30	2	6.9	Anthony Gould, Oregon St.	18.3	Smoke Harris, Louisiana Tech	12.4
Punting (88 ranked)	Kyle Ulbrich	6	1	46.2	Bryce Baringer, Michigan St.	49.0	Kyle Ulbrich, Middle Tenn.	46.2
Receiving TDs (170 ranked)	DJ England-Chisolm Jaylin Lane	170 170	21 21	4 4	Nathaniel Dell, Houston Jalin Hyatt, Tennessee	15 15	Zakhari Franklin, UTSA	14
Receiving Yards (200 ranked)	Jaylin Lane	59	9	829	Charlie Jones, Purdue	1,361	Malachi Corley, Western Ky.	1,181
Receiving Yards Per Game (200 ranked)	Jaylin Lane	29	4	82.9	Rashee Rice, SMU	112.9	Malachi Corley, Western Ky.	90.8
Receptions Per Game (200 ranked)	Jaylin Lane Izaiah Gathings Yusuf Ali	29 82 142	5 13 18	5.9 4.8 4.0	Xavier Hutchinson, Iowa St.	8.9	Malachi Corley, Western Ky.	6.9
Rush Yards Per Carry (151 ranked)	Frank Peasant	100	7	4.55	Donovan Edwards, Michigan	7.45	DeWayne McBride, UAB	7.35
Rushing TDs (172 ranked)	Frank Peasant Chase Cunningham	55 128	2 9	9 6	Israel Abanikanda, Pittsburgh	20	DeWayne McBride, UAB	19
Rushing Yards (200 ranked)	Frank Peasant	81	5	750	DeWayne McBride, UAB	1,713	DeWayne McBride, UAB	1,713
Rushing Yards Per Game (200 ranked)	Frank Peasant	90	6	62.5	DeWayne McBride, UAB	155.7	DeWayne McBride, UAB	155.7
Sacks (150 ranked)	Jordan Ferguson Marley Cook Zaylin Wood	16 68 105	2 7 9	0.75 0.54 0.46	Jose Ramirez, Eastern Mich.	1.09	Jadrian Taylor, UTEP	0.79
Scoring (199 ranked)	Zeke Rankin Frank Peasant	88 149	7 12	6.7 5.5	Israel Abanikanda, Pittsburgh	11.6	DeWayne McBride, UAB	10.4
Solo Tackles (25 ranked)					Shaun Dolac, Buffalo	7.5	KD Davis, North Texas	5.2
Tackles For Loss (19 ranked)	Jordan Ferguson	13	1	1.3	Durrell Johnson, Liberty	1.9	Jordan Ferguson, Middle Tenn.	1.3
Total Interceptions (38 ranked)	Decorian Patterson Jakobe Thomas	2 17	1 2	6 4	Marcus Fuqua, Buffalo	7	Decorian Patterson, Middle Tenn.	6
Total Offense (200 ranked)	Chase Cunningham	32	3	278.5	Michael Penix Jr., Washington	370.0	Frank Harris, UTSA	342.5
Total Points Scored (137 ranked)	Zeke Rankin Frank Peasant	83 137	8 11	80 66	Jake Moody, Michigan	136	Jared Sackett, UTSA	121
Total Tackles (500 ranked)	Tra Fluellen Teldrick Ross Decorian Patterson Jordan Ferguson	62 221 365 365	4 19 29 29	8.1 6.2 5.2 5.2	Jason Henderson, Old Dominion	15.5	KD Davis, North Texas	10.2
Total Touchdowns (122 ranked)	Frank Peasant	48	3	11	Israel Abanikanda, Pittsburgh	21	DeWayne McBride, UAB	19
Yards per Pass Attempt (112 ranked)	Chase Cunningham	76	8	6.95	Hendon Hooker, Tennessee	9.53	Frank Harris, UTSA	9.01
Yards per Reception (200 ranked)	Jaylin Lane	146	15	14.05	Lavel Davis Jr., Virginia	23.19	Cyrus Allen, Louisiana Tech	22.73