



GAME-BY-GAME RECAPS & RECORD BOOK

2002

Tulane 36
Hawai'i 28

2003

Hawai'i 54
Houston 48 (3 OT)

2004

Hawai'i 59
UAB 40

2005

Nevada 49
Central Florida 48 (OT)

2006

Hawai'i 41
Arizona State 24

2007

East Carolina 41
Boise State 38

2008

Notre Dame 49
Hawai'i 21

2009

SMU 45
Nevada 10

2010

Tulsa 62
Hawai'i 35

2011

Southern Miss 24
Nevada 17

2012

SMU 43
Fresno State 10

2013

Oregon State 38
Boise State 23

2014

Rice 30
Fresno State 6

2015

San Diego State 42
Cincinnati 7

2016

Hawai'i 52
Middle Tennessee 35

2017

Fresno State 33
Houston 27

2018

Louisiana Tech 31
Hawai'i 14

2019

Hawai'i 38
BYU 34

2002

DECEMBER 25, 2002
ALOHA STADIUM (35,513)

	1	2	3	4	OT	Final
Hawai'i (10-4)	7	7	0	14	-	28
Tulane (8-5)	0	6	20	10	-	36

HONOLULU – The University of Hawai'i won the pre-game entertainment contest with a savvy Polynesian dance routine, but fell short against the Green Wave that tore into Honolulu to defeat the Warriors, 36-28, in the ConAgra Foods Hawai'i Bowl Dec. 25 at Aloha Stadium.

Tulane gained 384 total yards and sacked Warrior quarterbacks eight times to win the program's fourth bowl game. But it was the Tulane special teams that sparked a 30-point second half to overcome a 14-6 halftime deficit.

Hawai'i took its first drive of the game 64-yards on seven plays capped by a one-yard run by Thero Mitchell to take a 7-0 lead and struck again when senior reserve running back Josh Galeai ran around the left side for a two-yard touchdown to put the Warriors up, 14-0. The Green Wave settled for two field goals, 22- and 37-yards respectively by Seth Marler to get on the board before the end of the first half.

Tulane came out of the locker room like a team on a mission behind big returns by Lynaris Elpheage, who cut the lead to two with a 60-yard punt return for a touchdown early in the third quarter. Elpheage set-up Tulane's go-ahead score with a 56-yard punt return. Six plays later, Tulane quarterback J.P. Losman took it in from one yard out to give Tulane its first lead of the game, 20-14, with 6:17 left in the third quarter.

Tulane added to the lead after UH quarterback Shawn Withy-Allen fumbled in UH territory. One play later, Mewelde Moore rumbled 25 yards for a touchdown and Tulane had a 26-14 lead.

Hawai'i got the ball back just before the end of the third quarter after blocking a field goal attempt and turned it into a touchdown. Withy-Allen, facing fourth-and-one, tossed a 57-yard strike to Justin Colbert who turned and dashed untouched to the "house" to bring the Warriors within five at 26-21.

Tulane answered with a 10-play, 80-yard drive that took 4:32 off the fourth quarter clock. Withy-Allen hit Colbert on a crossing pattern for a 31-yard score to put the Warriors within reach, but a safety by the Green Wave ended all hopes of a second bowl victory for Warrior Head Coach June Jones.

SCORING SUMMARY

1st Quarter

UH 10:34 Thero Mitchell 1 run (Justin Ayat kick)

2nd Quarter

UH 8:34 Josh Galeai 2 run (Justin Ayat kick)

TU 5:01 Seth Marler 22 FG

TU 2:28 Seth Marler 37 FG

3rd Quarter

TU 10:44 Lynaris Elpheage 60 punt return (J.P. Losman pass failed)

TU 6:17 J.P. Losman 1 run (J.P. Losman rush)

TU 2:16 Mewelde Moore 25 run (J.P. Losman pass failed)

4th Quarter

UH 13:26 Justin Colbert 57 pass from Shawn Withy-Allen (Justin Ayat kick)

TU 8:54 J.P. Losman 3 run (Demarcus Davis pass)

UH 5:12 Justin Colbert 31 pass from Shawn Withy-Allen (Justin Ayat kick)

TU 3:02 Safety

INDIVIDUAL LEADERS

Rushing (Att-Yards-TD) – Hawai'i: Thero Mitchell (5-38-1). TU: Mewelde Moore (30-116-1).

Passing (Cmp-Yards-TD) – Hawai'i: Shawn Withy-Allen (18-239-2). TU: J.P. Losman (20-240-0).

Receiving (Rec-Yards-TD) – Hawai'i: Justin Colbert (9-158-2), Jeremiah Cockheran (9-87-0). TU: Mewelde Moore (6-80-0).

Punting (Att-Yards-Avg) – Hawai'i: Mat McBriar (5-269-53.8). TU: Seth Marler (4-188-47.0).


Sacks By (No-Yards) – Hawai'i: Laanui Correa (1-15), Travis LaBoy (1-9). TU: Kenan Blackmon (2-15), Floyd Dorsey (2-13).

Leading Tacklers (Solo-Ast.-Total) – Hawai'i: Abraham Elimimian (5-3-8), Laanui Correa (4-4-8), Travis LaBoy (3-5-8), Pisa Tinoisamoa (2-6-8). TU: Sean Lucas (5-3-8).

TEAM STATISTICS

	Warriors	Green Wave
First Downs	23	25
Total Net Yards	429	384
Rushing (Att-Yards)	22-66	44-144
Passing (C-A-I-Yards)	32-52-1-363	20-39-0-240
Sacks Against-Yards	8-43	2-24
Punting	5-269-53.8	4-188-47.0
Fumbles-Lost	5-2	3-1
Penalties-Yards	12-88	6-64
Time of Possession	28:11	31:49

MOST VALUABLE PLAYERS



Justin Colbert
Hawai'i



Lynaris Elpheage
Tulane



2003

DECEMBER 25, 2003
ALOHA STADIUM (29,005)

	1	2	3	4	OT	Final
Houston (7-6)	10	10	0	14	14	48
Hawai'i (9-5)	3	10	14	7	20	54

HONOLULU – An all-world performance by quarterback Timmy Chang, a defense that came up with timely big plays and three overtimes resulted in a 54-48 Hawai'i win over Houston in front of 29,005 in the Sheraton Hawai'i Bowl Christmas Day at Aloha Stadium.

Chang came off the bench to throw for 475 yards and five touchdowns on 26-of-42 passing, and Kelvin Millhouse snagged two interceptions, one that led to the go-ahead touchdown, to help Hawai'i win its second bowl game in three tries under head coach June Jones.

Chang completed passes to eight different receivers, most notably to senior Jeremiah Cockheran who finished with five catches for a game-high 162 yards, and true freshman Jason Rivers, who had a career night with seven catches for 143 yards and three TDs.

Houston jumped out to a quick 10-0 lead when quarterback Kevin Kolb drove the Cougars 73-yards on eight plays capped by a 34-yard touchdown pass to Chad McCullar. Less than three minutes later, a 60-yard punt return by McCullar led to a 21-yard field goal by Dustin Bell. Kolb finished 19-of-34 for 332 yards and two TDs.

Hawai'i managed a 19-yard field goal by Nolan Miranda and Chang needed one play to tie it up. Chang, who came off the bench for starter Jason Whieldon on UH's third possession, found Clifton Herbert wide open across the middle for a 48-yard touchdown strike to tie the game at 10.

Houston took a 20-13 lead at the break, but the Warrior defense and Chang came out of the locker room ready to play. The defense forced two punts and two interceptions, while Chang connected on 8-of-12 for 191 yards and two scores to take the lead 27-20 at the end of the third.


Houston scored 14 points in the fourth, the tying TD on an 81-yard pass from Kolb to Vincent Marshall with 22 seconds left in regulation to send the game into overtime.

The teams matched touchdowns in two overtimes and Michael Brewster scored the game-winner on an 8-yard run to leave it up to the Warrior defense which held Houston to four-and-out on the final stand. And then the celebration began.

MOST VALUABLE PLAYERS



Jackie Battle
Houston



Timmy Chang
Hawai'i



SCORING SUMMARY

1st Quarter

HOU 11:53 Chad McCullar 34 pass from Kevin Kolb (Dustin Bell kick)
HOU 9:05 Dustin Bell 21 FG
UH 5:48 Nolan Miranda 19 FG

2nd Quarter

UH 14:28 Clifton Herbert 48 pass from Timmy Chang (Nolan Miranda kick)
HOU 11:16 Jackie Battle 2 run (Dustin Bell kick)
HOU 4:42 Dustin Bell 35 FG
UH 1:53 Nolan Miranda 29 FG

3rd Quarter

UH 13:23 Michael Brewster 1 run (Nolan Miranda kick)
UH 4:35 Jason Rivers 7 pass from Timmy Chang (Nolan Miranda kick)

4th Quarter

HOU 14:18 Jackie Battle 2 run (Dustin Bell kick)
UH 9:51 Jason Rivers 4 pass from Timmy Chang (Nolan Miranda kick)
HOU 0:22 Vincent Marshall 81 pass from Kevin Kolb (Dustin Bell kick)

1st Overtime

UH 0:00 Britton Komine 11 pass from Timmy Chang (Nolan Miranda kick)
HOU 0:00 Anthony Evans 6 run (Dustin Bell kick)

2nd Overtime

HOU 0:00 Jackie Battle 4 run (Dustin Bell kick)
UH 0:00 Jason Rivers 18 pass from Timmy Chang (Nolan Miranda kick)

3rd Overtime

UH 0:00 Michael Brewster 8 run (Timmy Chang pass failed)

INDIVIDUAL LEADERS

Rushing (Att-Yards-TD) – Houston: Jackie Battle (19-124-3). Hawai'i: Michael Brewster (14-79-2).

Passing (Cmp-Yards-TD) – Houston: Kevin Kolb (19-332-2). Hawai'i: Timmy Chang (26-475-5).

Receiving (Rec-Yards-TD) – Houston: Vincent Marshall (7-157-1), Chad McCullar (5-103-1). Hawai'i: Jeremiah Cockheran (5-162-0), Jason Rivers (7-143-3).

Punting (Att-Yards-Avg) – Houston: Jimmy McClary (5-233-46.6). Hawai'i: Kurt Milne (4-164-41.0).

Sacks By (No-Yards) – Houston: Eddie McCray (2-14). Hawai'i: Lance Samuseva (1-2).

Leading Tacklers (Solo-Ast.-Total) – Houston: Lance Everson (6-3-9). Hawai'i: Leonard Peters (7-5-12).

TEAM STATISTICS

	Cougars	Warriors
First Downs	25	30
Total Net Yards	517	641
Rushing (Att-Yards)	54-185	38-114
Passing (C-A-I-Yards)	19-34-2-332	29-47-1-527
Sacks Against-Yards	1-2	6-53
Punting	5-233-46.6	4-164-41.0
Fumbles-Lost	2-0	2-1
Penalties-Yards	10-105	5-45
Time of Possession	29:50	30:10

2004

DECEMBER 24, 2004
ALOHA STADIUM (39,754)

	1	2	3	4	OT	Final
Hawai'i (8-5)	21	7	17	14	-	59
UAB (7-5)	13	13	7	7	-	40

HONOLULU – Hawai'i outscored Alabama-Birmingham (UAB) 31-14 in the second half to win the Sheraton Hawai'i Bowl, 59-40, Dec. 24 at Aloha Stadium. A crowd of 39,754 filled the stands, the largest in Sheraton Hawai'i Bowl history.

Quarterback Timmy Chang threw for 405 yards (31-of-46) and four touchdowns, and rushed for another, while slot receiver Chad Owens caught eight passes for 114 yards and two touchdowns, and scored another on a 59-yard punt return, to put an exclamation point on both storied careers. The two were named the game's co-MVPs.

The teams traded scoring and UAB's Nick Hayes added a 36-yard field goal to make it 28-26 at halftime.

The Warriors took control in the second half. Chang threw a 15-yard strike to Owens to put Hawai'i ahead, 35-26. The pass put Chang over the 17,000-yard mark as college football's career passing leader. Four minutes later, Owens took a punt down the near sideline for a 59-yard score, to put the Warriors up 42-26.

Justin Ayat added a 43-yard field goal, but Hackney managed an 80-yard drive and scored on a 4-yard touchdown rush to bring the score to, 45-33, heading into the fourth quarter.

Chang helped put the game out of reach, putting together a 15-play, 85-yard drive, capped by a 4-yard touchdown scramble with 9:05 left to play. Hackney hit Lance Rhodes for a 17-yard touchdown to cut the Warrior lead to 12 with 2:05 left in the game, but Britton Komine returned the onside kick 42-yards to the house to end all hopes for the Blazers.

SCORING SUMMARY

1st Quarter

UAB 11:06 Roddy White 51 pass from Darrell Hackney (Nick Hayes kick blocked)
UH 10:45 Jason Rivers 74 pass from Timmy Chang (Justin Ayat kick)
UAB 8:19 Dan Burks 4 run (Nick Hayes kick)
UH 5:32 West Keliikipi 4 run (Justin Ayat kick)
UH 3:57 Gerald Welch 29 pass from Timmy Chang (Justin Ayat kick)

2nd Quarter

UAB 13:43 Nick Hayes 22 FG
UH 9:14 Chad Owens 13 pass from Timmy Chang (Justin Ayat kick)
UAB 6:03 Norris Drinkard 10 run (Nick Hayes kick)
UAB 0:03 Nick Hayes 36 FG

3rd Quarter

UH 11:47 Chad Owens 15 pass from Timmy Chang (Justin Ayat kick)
UH 7:44 Chad Owens 59 punt return (Justin Ayat kick)
UH 3:41 Justin Ayat 43 FG
UAB 0:21 Darrell Hackney 4 run (Nick Hayes kick)

4th Quarter

UH 9:40 Timmy Chang 4 run (Justin Ayat kick)
UAB 2:06 Lance Rhodes 17 pass from Darrell Hackney (Nick Hayes kick)
UH 1:55 Britton Komine 42 kickoff return (Justin Ayat kick)

INDIVIDUAL LEADERS

Rushing (Att-Yards-TD) – Hawai'i: Michael Brewster (7-60-0). UAB: Dan Burks (14-55-1), Corey White (8-53-0).

Passing (Cmp-Yards-TD) – Hawai'i: Timmy Chang (31-405-4). UAB: Darrell Hackney (31-417-2).

Receiving (Rec-Yards-TD) – Hawai'i: Jason Rivers (11-148-1), Chad Owens (8-114-2). UAB: Roddy White (6-113-1).

Punting (Att-Yards-Avg) – Hawai'i: Kurt Milne (4-171-42.8). UAB: Parker Mullins (6-245-40.8).

Sacks By (No-Yards) – Hawai'i: Darrell Tautofi (2-8). UAB: Jermaine McElveen (1-8).

Leading Tacklers (Solo-Ast.-Total) – Hawai'i: Watson Ho'ohuli (9-1-10). UAB: Dominique Cospers (10-0-10).

TEAM STATISTICS

	Warriors	Blazers
First Downs	23	31
Total Net Yards	489	590
Rushing (Att-Yards)	16-84	36-173
Passing (C-A-I-Yards)	31-47-0-405	31-54-1-417
Sacks Against-Yards	1-8	2-8
Punting	4-171-42.8	6-245-40.8
Fumbles-Lost	1-1	1-1
Penalties-Yards	6-43	12-104
Time of Possession	26:32	33:28

MOST VALUABLE PLAYERS



Timmy Chang
Hawai'i



Chad Owens
Hawai'i



Darrell Hackney
UAB



2005

DECEMBER 24, 2005
ALOHA STADIUM (26,254)

	1	2	3	4	OT	Final
Nevada (9-3)	7	21	0	14	7	49
UCF (8-5)	17	3	12	10	6	48

HONOLULU - B.J. Mitchell and Robert Hubbard combined for 304 yards and five touchdowns to help Nevada to a 49-48 overtime win over Central Florida in the Sheraton Hawai'i Bowl, Dec. 24, 2005, at Aloha Stadium. Nevada finished with its best season (9-3) since 1996 and spoiled Central Florida's bowl debut.

Wolf Pack quarterback Jeff Rowe scored the go-ahead touchdown on 4-yard naked bootleg in the overtime period. Brett Jaekle added the PAT to give Nevada a seven-point lead. Two plays later, UCF running back Kevin Smith, who finished the game with a Sheraton Hawai'i Bowl record 202 rushing yards and three touchdowns (29 carries), scored on a 19-yard run. But UCF place-kicker Matt Prater missed the tying extra point wide right to give Nevada the victory.

UCF jumped out to a 14-0 lead before Nevada pumped out 21 points in the second quarter to take a 28-20 lead at the half. The Golden Knights reclaimed the lead with two touchdowns in the third quarter, a 29-yard pass from Steven Moffett to Brandon Marshall and a 3-yard run by Kevin Smith.

The Wolf Pack answered with Hubbard's third touchdown of the day, a 5-yard run that capped an 80-yard drive early in the fourth quarter. Rowe hit Travis Branzell for a 7-yard touchdown to give Nevada a 42-32 lead with 3:18 left to play, but UCF ran off 10 points in the next two minutes, including a 16-yard touchdown pass from Moffett to Marshall to tie the game at 42 with 55 second remaining.

The teams combined for 1,178 yards of total offense, a Sheraton Hawai'i Bowl record. Marshall finished with 11 catches for a SHB record 210 yards and three touchdowns, while Roosevelt Cooks led all tacklers with 16.

SCORING SUMMARY

1st Quarter

UCF 13:20 Brandon Marshall 51 pass from Steven Moffett (Matt Prater kick)
UCF 9:24 Kevin Smith 78 run (Matt Prater kick)
UN 8:33 Robert Hubbard 4 run (Brett Jaekle kick)
UCF 4:08 Matt Prater 47 FG

2nd Quarter

UN 11:32 B.J. Mitchell 1 run (Brett Jaekle kick)
UN 7:37 B.J. Mitchell 1 run (Brett Jaekle kick)
UN 5:01 Robert Hubbard 24 run (Brett Jaekle kick)
UCF 0:56 Matt Prater 38 FG

3rd Quarter

UCF 8:19 Brandon Marshall 29 pass from Steven Moffett (Steven Moffett pass failed)
UCF 1:51 Kevin Smith 3 run (Steven Moffett pass failed)

4th Quarter

UN 13:02 Robert Hubbard 5 run (Brett Jaekle kick)
UN 3:18 Travis Branzell 7 pass from Jeff Rowe (Brett Jaekle kick)
UCF 1:32 Matt Prater 46 FG
UCF 0:55 Brandon Marshall 16 pass from Steven Moffett (Matt Prater kick)

Overtime

UN 0:00 Jeff Rowe 4 run (Brett Jaekle kick)
UCF 0:00 Kevin Smith 19 run (Matt Prater kick failed)

INDIVIDUAL LEADERS

Rushing (Att-Yards-TD) - UN: B.J. Mitchell (23-178-2), Robert Hubbard (15-126-3). UCF: Kevin Smith (29-202-3).

Passing (Cmp-Yards-TD) - UN: Jeff Rowe (22-254-1). UCF: Steven Moffett (19-301-3).

Receiving (Rec-Yards-TD) - UN: Caleb Spencer (11-114-0). UCF: Brandon Marshall (11-210-3).

Punting (Att-Yards-Avg) - UN: Justin Bergendahl (3-132-44.0). UCF: Aaron Horne (3-115-38.3).

Sacks By (No-Yards) - UN: Ezra Butler (1-12), Scott Garrison (1-10), Charles Wilson (1-6). UCF: Steven Baker (1-7).

Leading Tacklers (Solo-Ast-Total) - UN: Roosevelt Cooks (7-9-16). UCF: Johnell Neal (9-2-11).

TEAM STATISTICS

	Wolf Pack	Golden Knights
First Downs	30	30
Total Net Yards	623	555
Rushing (Att-Yards)	51-369	44-254
Passing (C-A-I-Yards)	22-32-1-254	19-36-1-301
Sacks Against-Yards	1-7	3-28
Punting	3-132-44.0	3-115-38.3
Fumbles-Lost	1-0	0-0
Penalties-Yards	10-92	6-30
Time of Possession	30:37	29:23

MOST VALUABLE PLAYERS



B.J. Mitchell
Nevada



Brandon Marshall
UCF



2006

DECEMBER 24, 2006
ALOHA STADIUM (43,435)

	1	2	3	4	OT	Final
Hawai'i (11-3)	0	3	21	17	-	41
Arizona State (7-6)	3	7	0	14	-	24

HONOLULU - The largest crowd in Sheraton Hawai'i Bowl history (43,435) saw Hawai'i score 38 second-half points to defeat Arizona State, 41-24, Dec. 24 at Aloha Stadium.

Warrior quarterback Colt Brennan threw for a school record and Sheraton Hawai'i Bowl record 559 yards (33 of 42) and five touchdowns, giving him 58 touchdowns passes on the season, a new NCAA record. Jason Rivers tied the school record with 14 catches for a school-record and NCAA bowl game record 308 yards and two touchdowns. Both were named Sheraton Hawai'i Bowl co-Most Valuable Players, along with Arizona State's Ryan Torain who finished the game with 18 carries for 160 yards and one touchdown.

For the first time since opening day, Hawai'i (11-3) did not score a touchdown in the first half, squandering scoring opportunities, a missed field goal in the first quarter, and an interception in the second, allowing Arizona State to take a 10-3 halftime lead.

But the Warriors erupted for 21 points in the third quarter when Brennan threw touchdown strikes to Rivers (38 yards), and two to Ryan Grice-Mullen (7 and 36-yards respectively) to take a 24-10 lead heading into the fourth quarter. Grice-Mullen finished with eight catches for 111 yards and two touchdowns.

Dan Kelly added a 43-yard field goal before Arizona State (7-6) scored 14 straight points to cut the Warrior lead to three, 27-24, with 10:25 left to play.

But Brennan and the Warrior offense were not finished. Brennan found Davone Bess for a 21-yard touchdown to cap an 80-yard drive, and Rivers capped a 95-yard drive with a 79-yard touchdown catch-and-run to seal the win.

SCORING SUMMARY

1st Quarter

ASU 1:59 Jesse Ainsworth 44 FG

2nd Quarter

UH 12:35 Dan Kelly 42 FG

ASU 5:21 Brandon Smith 37 pass from Rudy Carpenter (Jesse Ainsworth kick)

3rd Quarter

UH 12:29 Jason Rivers 38 pass from Colt Brennan (Dan Kelly kick)

UH 8:46 Ryan Grice-Mullen 7 pass from Colt Brennan (Dan Kelly kick)

UH 2:14 Ryan Grice-Mullen 36 pass from Colt Brennan (Dan Kelly kick)

4th Quarter

UH 13:04 Dan Kelly 43 FG

ASU 12:21 Ryan Torain 12 run (Jesse Ainsworth kick)

ASU 10:25 Michael Jones 4 pass from Rudy Carpenter (Jesse Ainsworth kick)

UH 5:16 Davone Bess 21 pass from Colt Brennan (Dan Kelly kick)

UH 2:01 Jason Rivers 79 pass from Colt Brennan (Dan Kelly kick)

INDIVIDUAL LEADERS

Rushing (Att-Yards-TD) - Hawai'i: Nate Ilaoa (18-97-0). ASU: Ryan Torain (18-160-1).

Passing (Cmp-Yards-TD) - Hawai'i: Colt Brennan (33-559-5). ASU: Rudy Carpenter (13-191-2).

Receiving (Rec-Yards-TD) - Hawai'i: Jason Rivers (14-308-2), Ryan Grice-Mullen (8-111-2). ASU: Michael Jones (5-72-1).

Punting (Att-Yards-Avg) - Hawai'i: Kurt Milne (1-44-44.0). ASU: Jonathan Johnson (4-196-49.0).

Sacks By (No-Yards) - Hawai'i: Melila Purcell (2.0-10), Leonard Peters (1.0-13), Ikaika Alama-Francis (1.0-1). ASU: Keno Walter-White (1.0-7),


Dexter Davis (1.0-5), Beau Manutai (1.0-3), Mike Nixon (1.0-2).

Leading Tacklers (Solo-Ast.-Total) - Hawai'i: Solomon Elimimian (6-2-8). ASU: Beau Manutai (8-0-8).

TEAM STATISTICS

	Warriors	Sun Devils
First Downs	32	18
Total Net Yards	680	391
Rushing (Att-Yards)	27-121	36-200
Passing (C-A-I-Yards)	33-42-1-559	13-26-0-191
Sacks Against-Yards	4-17	4-24
Punting	1-44-44.0	4-196-49.0
Fumbles-Lost	2-1	3-2
Penalties-Yards	10-103	5-32
Time of Possession	32:15	27:45

MOST VALUABLE PLAYERS



Colt Brennan
Hawai'i



Jason Rivers
Hawai'i



Ryan Torain
Arizona State



2007

DECEMBER 23, 2007
ALOHA STADIUM (30,467)

	1	2	3	4	OT	Final
Boise State (10-3)	7	7	10	14	-	38
East Carolina (8-5)	10	21	7	3	-	41

HONOLULU – Chris Johnson set an NCAA bowl record with 408 all-purpose yards, while Ben Hartman hit a 34-yard field goal as time expired to lead the East Carolina Pirates to an exciting 41-38 victory over No. 24 Boise State in the Sheraton Hawai'i Bowl at Aloha Stadium, Dec. 23.

Johnson finished the game with 223 yards rushing, 32 yards receiving and 153 yards in kickoff returns, passing the old bowl mark set by Alabama's Sherman Williams (359 yards set against Ohio State in the 1995 Citrus Bowl). Johnson had two touchdowns (one rushing, one receiving) He was named the game's Most Valuable Player, along with Boise State's Jeremy Avery, who rushed for 69 yards with four catches for 43 yards and a touchdown.

East Carolina (8-5) jumped out early in the game as Johnson's 18-yard touchdown reception from Patrick Pinkney gave the Pirates a 24-7 lead with 8:51 left in the second quarter. Boise State (10-3) answered with a 69-yard drive, capped by a three-yard touchdown pass from Taylor Tharp to Ryan Putnam, before ECU capped its big first half with a 3-yard touchdown run by Dominique Lindsay with just 33 seconds left, giving the Pirated a 31-10 halftime lead.

The Pirates added another touchdown to start the third quarter, extending its lead to 38-14, before Boise State mounted a ferocious comeback. A 25-yard touchdown pass from Tharp to Avery and a one-yard D.J. Harper touchdown run that capped an 80-yard BSU drive sandwiched a Kyle Brotzman field goal, pulling the Broncos within a touchdown at 38-31.

Boise State then got a big break as Johnson fumbled late in the fourth quarter, his first fumble of the season, with Marty Tadman returning the miscue for a 47-yard touchdown with just 1:25 left in regulation, tying the game at 38-38.

With a third overtime finish in just six years of the Hawai'i Bowl looking probable, the Pirates drove quickly, using just four plays, highlighted by a 36-yard pass from Rob Kass to Jamar Bryant, to get to the Boise State 17-yard-line. With four seconds on the clock, Hartman knocked the 34-yarder through the goal posts, giving ECU its first bowl victory since 2000 (Galleryfurniture.com Bowl).

SCORING SUMMARY

1st Quarter

ECU 8:22 Ben Hartman 36 FG
 BSU 8:10 Austin Smith 89 kickoff return (Kyle Brotzman kick)
 ECU 4:25 Chris Johnson 68 run (Ben Harman kick)

2nd Quarter

ECU 12:31 Dominique Lindsay 3 run (Ben Hartman kick)
 ECU 8:51 Chris Johnson 18 pass from Patrick Pinkney (Ben Hartman kick)
 BSU 4:18 Ryan Putnam 3 pass from Taylor Tharp (Kyle Brotzman kick)
 ECU 0:33 Dominique Lindsay 3 run (Ben Hartman kick)

3rd Quarter

ECU 9:02 Brandon Simmons 3 run (Ben Hartman kick)
 BSU 8:10 Jeremy Avery 25 pass from Taylor Tharp (Kyle Brotzman kick)
 BSU 3:11 Kyle Brotzman 31 FG

4th Quarter

BSU 7:09 D.J. Harper 1 run (Kyle Brotzman kick)
 BSU 1:25 Marty Tadman 47 fumble return (Kyle Brotzman kick)
 ECU 0:00 Ben Hartman 34 FG

INDIVIDUAL LEADERS

Rushing (Att-Yards-TD) – BSU: Jeremy Avery (10-69-0). ECU: Chris Johnson (28-223-1).

Passing (Cmp-Yards-TD) – BSU: Taylor Tharp (30-270-2). ECU: Patrick Pinkney (12-118-1).

Receiving (Rec-Yards-TD) – BSU: Austin Pettis (9-89-0). ECU: Jamar Bryant (6-78-0).

Punting (Att-Yards-Avg) – BSU: Kyle Brotzman (4-169-42.3). ECU: Matt Dodge (7-302-43.1).

Sacks By (No-Yards) – BSU: Ryan Winterswyk (1.0-8), Tim Brady (1.0-2). ECU: C.J. Wilson (1.0-7).

Leading Tacklers (Solo-Ast.-Total) – BSU: Marty Tadman (7-3-10). ECU: Pierre Bell (9-0-9).

TEAM STATISTICS

	Broncos	Pirates
First Downs	22	22
Total Net Yards	368	476
Rushing (Att-Yards)	24-98	50-322
Passing (C-A-I-Yards)	30-44-2-270	13-22-0-154
Sacks Against-Yards	1-7	2-10
Punting	4-169-42.2	7-302-43.1
Fumbles-Lost	3-2	2-1
Penalties-Yards	4-50	7-50
Time of Possession	26:16	33:44

MOST VALUABLE PLAYERS



Chris Johnson
East Carolina



Jeremy Avery
Boise State



2008

DECEMBER 24, 2008
ALOHA STADIUM (45,718)

	1	2	3	4	OT	Final
Hawai'i (7-7)	0	7	7	7	-	21
Notre Dame (7-6)	7	21	21	0	-	49

HONOLULU – The University of Hawai'i Warrior football concluded its 2008 campaign with a 49-21 loss to Notre Dame in the Sheraton Hawai'i Bowl Christmas Eve at Aloha Stadium. UH finished the year with a 7-7 record.

Making its sixth bowl appearance in the last seven years, the Warriors could do little to contain the Fighting Irish who finished with a 7-6 mark. The loss ended a string of three straight Hawai'i Bowl wins for the Warriors dating back to 2003.

Jimmy Clausen passed for 401 yards and five touchdowns to end Notre Dame's nine-game bowl losing streak and give the Fighting Irish their first bowl win in 15 years. Clausen completed 22-of-26 passes en route to co-MVP honors.

Clausen shared the MVP award with sophomore receiver Golden Tate his primary target, who hauled in six passes for 177 yards. Tate caught touchdown passes of 69, 18 and 40 yards. The three touchdown receptions tied a Hawai'i Bowl record.

Clausen passed for 302 yards and three touchdowns by half-time as the Irish took a comfortable 28-7 into the locker room

Senior wide receiver Aaron Bain earned bowl MVP honors for Hawai'i after scoring two touchdowns on the day. Bain finished with career highs in receptions (8) and yards (109). Junior quarterback Greg Alexander finished with 23-of-39 for 261 yards for UH. Senior Solomon Elimimian, the school's all-time leader in tackles, led UH with nine stops, including one sack.

Notre Dame got on the board first with 3:07 left in the first quarter when Robert Hughes rushed from 2 yards out to cap a nine-play, 87-yard drive. Notre Dame extended its lead to 14-0 five minutes into the second quarter when Clausen found David Grimes in the corner of the end zone for a 14-yard touchdown.

UH made it a 14-7 game when Bain scored on a 10-yard connection from Alexander midway through the second quarter. It was all Irish after that. Notre Dame answered right back on its next possession with a 69-yard bomb from Clausen to Tate to move its cushion to two touchdowns and begin a string of 28 unanswered points by the Fighting Irish.

SCORING SUMMARY

1st Quarter

ND 3:07 Robert Hughes 2 run (Brandon Walker kick)

2nd Quarter

ND 10:25 David Grimes 14 pass from Jimmy Clausen (Brandon Walker kick)
 UH 8:12 Aaron Bain 10 pass from Greg Alexander (Dan Kelly kick)
 ND 6:49 Golden Tate 69 pass from Jimmy Clausen (Brandon Walker kick)
 ND 0:01 Golden Tate 18 pass from Jimmy Clausen (Brandon Walker kick)

3rd Quarter

ND 10:50 Armando Allen 18 pass from Jimmy Clausen (Brandon Walker kick)
 ND 7:22 Golden Tate 40 pass from Jimmy Clausen (Brandon Walker kick)
 UH 4:25 Aaron Bain 21 pass from Greg Alexander (Dan Kelly kick)
 ND 4:12 Armando Allen 96 kickoff return (Brandon Walker kick)

4th Quarter

UH 1:45 Michael Washington 27 pass from Inoke Funaki (Dan Kelly kick)

INDIVIDUAL LEADERS

Rushing (Att-Yards-TD) – ND: Robert Hughes (17-55-1). UH: Kealoha Pilares (2-19-0).

Passing (Cmp-Yards-TD) – ND: Jimmy Clausen (22-401-5). UH: Greg Alexander (23-261-2).

Receiving (Rec-Yards-TD) – ND: Golden Tate (6-177-3). UH: Aaron Bain (8-109-2).

Punting (Att-Yards-Avg) – ND: Eric Maust (5-219-43.8). UH: Tim Grasso (6-225-37.5).

Sacks By (No-Yards) – ND: Steve Quinn (2.0-19), Ethan Johnson (2.0-6). UH: Solomon Elimimian (1.0-6).

Leading Tacklers (Solo-Ast.-Total) – ND: Kyle McCarthy (6-1-7). UH: Solomon Elimimian (5-4-9).

TEAM STATISTICS

	Fighting Irish	Warriors
First Downs	23	22
Total Net Yards	478	358
Rushing (Att-Yards)	34-65	19-32
Passing (C-A-I-Yards)	24-28-0-413	28-44-1-326
Sacks Against-Yards	2-8	8-55
Punting	5-219-43.8	7-242-34.6
Fumbles-Lost	2-0	2-1
Penalties-Yards	5-60	8-69
Time of Possession	33:00	27:00

MOST VALUABLE PLAYERS



Jimmy Clausen
Notre Dame



Golden Tate
Notre Dame



Aaron Bain
Hawai'i



2009

DECEMBER 24, 2009
ALOHA STADIUM (32,650)

	1	2	3	4	OT	Final
Nevada (8-5)	0	0	3	7	-	10
SMU (8-5)	17	14	7	7	-	45

HONOLULU - Freshman Kyle Padron threw for an SMU-record 460 yards, leading the Mustangs to a 45-10 victory over Nevada - SMU's first postseason appearance in 25 years.

It was a triumphant return to the postseason and paradise for the Mustangs and second-year coach June Jones, who left Hawai'i after nine seasons and has revived a dreadful SMU program hit hard by the NCAA death penalty. After going 1-11 the previous two years, the Mustangs (8-5) have their most victories since their last postseason game - also in Hawai'i when SMU beat Notre Dame 27-20 in the 1984 Aloha Bowl to finish 10-2.

The 18-year-old Padron, who was 32 of 41 and completed two touchdown passes, was confident and composed on the biggest stage of his young career. The 12-point underdogs dominated from the opening bell, jumping out to a 17-0 lead in the first quarter and building a 38-0 advantage by the third.

Padron had 303 yards passing in the first half alone, breaking SMU's bowl record of 281 yards by Chuck Hixson in the 1968 Astro-Bluebonnet Bowl.

Padron's 17- and 2-yard touchdown passes in second quarter gave SMU a 31-0 lead at the half and had the Wolf Pack searching for answers. The 17-yarder was to Emmanuel Sanders, who had seven catches for 124 yards. Sanders finished his career as SMU's career leader in receptions, touchdown catches and yards.

Shawnbrey McNeal added 63 yards rushing and three touchdowns, including two in the first quarter. He also had seven catches for 53 yards.

While SMU racked up 534 yards of offense, Nevada had held to just 314, including 137 yards rushing. The Wolf Pack averaged 362.3 yards rushing during the regular season and is the first team in NCAA history to have three 1,000-yard rushers. But Nevada was without two of them in running backs Vai Taua and Luke Lippincott.

Nevada quarterback Colin Kaepernick couldn't get anything going on the ground or through the air. Kaepernick, who rushed for 1,160 yards in the regular season, had just 23 yards rushing on 13 carries and was 15 of 29 for 177 yards passing.

SCORING SUMMARY

1st Quarter

SMU 13:29 Shawnbrey McNeal 9 yd run (Matt Szymanski kick)
SMU 8:22 Shawnbrey McNeal 1 yd run (Matt Szymanski kick)
SMU 2:49 Matt Szymanski 22 yd field goal

2nd Quarter

SMU 5:37 Emmanuel Sanders 17 yd pass from Kyle Padron (Matt Szymanski kick)
SMU 1:17 Cole Beasley 2 yd pass from Kyle Padron (Matt Szymanski kick)

3rd Quarter

SMU 7:45 Zach Line 3 yd run (Matt Szymanski kick)
NEV 3:08 Ricky Drake 21 yd field goal

4th Quarter

SMU 3:27 Shawnbrey McNeal 17 yd run (Matt Szymanski kick)
NEV 1:04 Brandon Wimberly 10 yd pass from Colin Kaepernick (Ricky Drake kick)

INDIVIDUAL LEADERS

Rushing (Att-Yards-TD) - UN: Lampford Mark (15-90-1); Colin Kaepernick (13-23). SMU: Shawnbrey McNeal (12-63-3); Zach Line (4-9-1).

Passing (Cmp-Yards-TD) - UN: Colin Kaepernick (15-177-1). SMU: Kyle Padron (32-460-2).

Receiving (Rec-Yards-TD) - UN: Brandon Wimberly (7-80-1). SMU: Aldrick Robinson (9-176-0); Emmanuel Sanders (7-124-1).

Punting (Att-Yards-Avg) - UN: Brad Langley (6-267-44.5). SMU: Matt Szymanski (3-135-45.0)

Sacks By (No-Yards) - UN: Kevin Basped (2.0-17). SMU: Aaron Davis (1.0-5); Margus Hunt (1.0-5); Taylor Thompson (1.0-3).

Leading Tacklers (Solo-Ast-Total) - UN: Mo Harvey (9-0-9). SMU: Chase Kennemer (9-0-9).

TEAM STATISTICS

	Wolf Pack	Mustangs
First Downs	17	23
Total Net Yards	314	534
Rushing (Att-Yards)	34-137	24-74
Passing (C-A-I-Yards)	29-15-1-177	41-32-0-460
Sacks Against-Yards	3-13	2-17
Punting	6-267-44.5	3-135-45.0
Fumbles-Lost	1-0	1-0
Penalties-Yards	7-61	6-45
Time of Possession	27:11	32:49

MOST VALUABLE PLAYERS



Kyle Padron
SMU



Kevin Basped
Nevada



2010

DECEMBER 24, 2010
ALOHA STADIUM (43,673)

	1	2	3	4	OT	Final
Hawai'i (10-4)	0	14	14	7	-	35
Tulsa (10-3)	10	17	21	14	-	62

HONOLULU - Damaris Johnson broke loose for a career-high 326 all-purpose yards to break the NCAA career record and Tulsa took advantage of six first-half turnovers to beat No. 24 Hawai'i 62-35 in the Sheraton Hawai'i Bowl.

The Golden Hurricane (10-3) grounded the nation's No. 1 passing offense most of the night and broke it open with a 21-point third quarter for their seventh straight win and third consecutive bowl victory.

The short and speedy Johnson earned MVP honors, rushing for 98 yards and a touchdown on five carries and catching four passes for 101 yards and another score. He had two big plays in the decisive third quarter – a 59-yard reception and a 67-yard TD run that put Tulsa up 41-28.

He also had five kickoff returns for 109 yards and an 18-yard punt return. Johnson hauled in Tulsa's final touchdown, a 9-yarder from G.J. Kinne with 1:16 left. Johnson raised his nation-leading all-purpose average from 191.8 to 202.2 yards.

Greg Salas also had a record night for Hawai'i (10-4). The senior had 13 receptions for career-high 214 yards and two touchdowns and set school single-season records in receptions and receiving yards. Hawai'i, 3-3 in its hometown bowl, had 550 yards of offense to Tulsa's 531.

Kinne was 17 of 31 for 343 yards and three second-half touchdowns. He had just 107 yards passing in the first half.

Tulsa entered the game ranked 119th in the nation in pass defense, but used an aggressive pass rush up front and had its linebackers drop back into coverage on the Warriors, who shared the Western Athletic Conference title with Boise State and Nevada.

The Golden Hurricane forced a fumble and intercepted five passes in the first half, including two picks by Curnelius Arnick. Hawai'i's six first-half turnovers led to 24 Tulsa points and gave the Hurricane a 27-14 halftime lead.

On Arnick's second interception, he stepped in front of Bryant Moniz's errant throw and returned it 54 yards along the sideline, leaping for the score to put Tulsa up by 17.

Moniz broke the 5,000-yard passing mark for the season, throwing for 411 yards and three touchdowns. But he had a disastrous first half with four interceptions.

SCORING SUMMARY

1st Quarter

TUL 12:29 Singleton 3 yd run (Fitzpatrick kick)
TUL 1:29 Fitzpatrick 42 yd field goal

2nd Quarter

UH 12:54 Austin 1 yd run (Enos kick)
TUL 11:08 Flanders 54 yd interception return (Fitzpatrick kick)
TUL 9:34 Arnick 54 yd interception return (Fitzpatrick kick)
UH 2:20 Salas 18 yd pass from Moniz (Enos kick)
TUL 0:16 Fitzpatrick 28 yd field goal

3rd Quarter

UH 7:28 Salas 5 yd pass from Moniz (Enos kick)
TUL 6:57 Owens 15 yd pass from Kinne (Fitzpatrick kick)
UH 5:47 Green 1 yd run (Enos kick)
TUL 4:57 Johnson 67 yd run (Fitzpatrick kick)
TUL 3:12 Roberson 47 yd pass from Kinne (Fitzpatrick kick)

4th Quarter

UH 9:27 Pollard 33 yd pass from Moniz (Enos kick)
TUL 7:00 Singleton 3 yd run (Fitzpatrick kick)
TUL 1:16 Johnson 9 yd pass from Kinne (Fitzpatrick kick)

INDIVIDUAL LEADERS

Rushing (Att-Yards-TD) – Tulsa: Damaris Johnson (5-98-2); Charles Clay (4-62-0). Hawai'i: Alex Green (13-31-1); Bryant Moniz (11-26-0).

Passing (Cmp-Yards-TD) – Tulsa: G.J. Kinne (17-343-3). Hawai'i: Bryant Moniz (24-411-3); Shane Austin (6-68-0).

Receiving (Rec-Yards-TD) – Tulsa: Damaris Johnson (4-101-1); Trae Johnson (2-71-0); Thomas Roberson (2-63-1). Hawai'i: Greg Salas (13-214-2); Royce Pollard (8-129-1).

Punting (Att-Yards-Avg) – Tulsa: Michael Such (6-265-44.2). Hawai'i: Alex Dunnachie (6-253-42.2).

Sacks By (No-Yards) – Tulsa: Shawn Jackson (3-0-18); Curnelius Arnick (2-0-16). Hawai'i: Paipai Falemalu 2-0-8).

Leading Tacklers (Solo-Ast-Total) – Tulsa: Curnelius Arnick (8-2-10); Dexter McCoil (9-0-9). Hawai'i: Mana Silva (7-2-9); Aaron Brown (6-2-8).

TEAM STATISTICS

	Hurricane	Warriors
First Downs	18	28
Total Net Yards	531	550
Rushing (Att-Yards)	31-188	27-71
Passing (C-A-I-Yards)	32-17-0-343	56-30-5-479
Sacks By-Yards	6-46	4-30
Punting	6-265-44.2	6-253-42.2
Fumbles-Lost	3-2	2-1
Penalties-Yards	4-45	6-42
Time of Possession	26:31	33:29

MOST VALUABLE PLAYERS



Damaris Johnson
Tulsa



Greg Salas
Hawai'i



2011

DECEMBER 24, 2011
ALOHA STADIUM (32,630)

	1	2	3	4	OT	Final
Nevada (7-6)	0	14	3	0	-	17
Southern Miss (12-2)	17	0	7	-	-	24

HONOLULU – Austin Davis made the plays when it counted to send Southern Mississippi coach Larry Fedora out a winner. Davis threw two touchdowns, including a 4-yarder late in the game, and Southern Miss (No. 21 BCS, No. 22 AP) earned a school-record 12th victory by holding off Nevada 24-17 in the Sheraton Hawai'i Bowl.

Davis overcame a shaky game for the Conference USA-champion Golden Eagles (12-2), and the defense in the second half managed to shut down Nevada's potent pistol attack led by Lampford Mark.

Davis was off most of the night but made it count on the game-winning drive. On third-and-goal, he scrambled right and found Kelvin Bolden for the 4-yard score, capping a seven-play, 68-yard drive. He had just 59 yard passing at halftime and finished 18 of 41 for 165 yards.

On the winning drive, Davis was 3 of 4 for 66 yards, including a 43-yard completion to Dominique Sullivan down the right sideline and a 19-yarder to a crossing William Spight. Sullivan had five catches for 75 yards.

With Davis held in check, the Golden Eagles relied on their defense, stopping Lampford Mark on fourth-and-1 at midfield with 3:56 left. Mark had 183 yards rushing for the Wolf Pack (7-6) but was held to just 21 yards in the second half. Mark's 45-yard run gave the Wolf Pack a 14-7 lead with about 5 minutes left in the half, and Nevada took the ball right back on the ensuing kickoff.

Lorenzo Devers returned the kickoff 61 yards and appeared to be heading for a touchdown. After shedding the kicker, Devers was stripped from behind by Khalid Wooten and Thaddeus Brown returned it 16 yards to the Nevada 36.

Green burst through the middle and leaped in the air, getting his hand on the ball as he flipped over a blocker. Tray Becton-Martin then dropped on the ball in the end zone, giving the Golden Eagles a 7-0 lead.

Nevada answered with a 5-yard touchdown run by Mark, who had a 25-yard scamper to begin the 81-yard drive. Mark had 41 yards rushing on the drive, giving him 112 yards and his sixth-straight game with 100 or more.

Mark burst up the middle for 43 yards and was chased down from behind by Presley, getting Nevada inside the red zone. But Fajardo's pass on third down was tipped and intercepted in the end zone by Jacorius Cotton.

SCORING SUMMARY

1st Quarter

None

2nd Quarter

USM14:06 Campbell 0 yd blocked punt return (Hrapmann kick)
 NEV 7:45 Mark 5 yd run (Hardison kick)
 NEV 4:54 Mark 45 yd run (Hardison kick)
 USM 1:21 Hrapmann 48 yd field goal
 USM 0:12 Lampley 2 yd pass from Davis (Hrapmann kick)

3rd Quarter

NEV 2:44 Hardison 37 yd field goal

4th Quarter

USM 5:48 Bolden 4 yd pass from Davis (Hrapmann kick)

INDIVIDUAL LEADERS

Rushing (Att-Yards-TD) – Nevada: Lampford Mark (29-183-2); Cody Fajardo (9-14-0); Southern Miss: D. Johnson (16-77-0).

Passing (Cmp-Yards-TD) – Nevada: Cody Fajardo (8-60-0); Southern Miss: Austin Davis (18-165-2).

Receiving (Rec-Yards-TD) – Nevada: Aaron Bradley (7-64-0); Tray Session (2-39-0); Southern Miss: D. Sullivan (5-75-0); Tracy Lampley (4-25-1); Kelvin Bolden (3-24-1).

Punting (Att-Yards-Avg) – Nevada: Jake Hurst (9-351-39.0); Southern Miss: Peter Boehme (8-350-43.8).

Sacks By (No-Yards) – Nevada: J.M. Johnson (1-13); Albert Rosette (1-7); Southern Miss: Cordarro Law (2-12).

Leading Tacklers (Solo-Ast.-Total) – Nevada: J.M. Johnson (12-2-14); Khalid Wooten (8-0-8); Southern Miss: Cordarro Law (6-1-7); R. Thornton (5-2-7); J. Cotton (5-2-7)

TEAM STATISTICS

	Wolf Pack	Golden Eagles
First Downs	15	19
Total Net Yards	313	336
Rushing (Att-Yards)	45-196	40-171
Passing (C-A-I-Yards)	13-28-1-117	18-42-0-164
Sacks By-Yards	2-20	3-15
Punting	9-351-39.0	8-350-43.8
Fumbles-Lost	1-1	2-2
Penalties-Yards	5-33	8-35
Time of Possession	31:50	28:10

MOST VALUABLE PLAYERS



Lampford Mark
Nevada



Cordarro Law
Southern Miss



2012

DECEMBER 24, 2012
ALOHA STADIUM (30,024)

	1	2	3	4	OT	Final
Fresno State (9-4)	0	0	7	3	-	10
SMU (7-6)	0	22	7	14	-	43

HONOLULU -- SMU coach June Jones walked out of Aloha Stadium with another win, thanks largely to a disruptive performance by defensive end Margus Hunt that set the tone for the Mustangs' 43-10 win over Fresno State in the Sheraton Hawai'i Bowl.

Hunt, the 6-foot-8 senior from Estonia with an 82-inch wing span, forced two fumbles that led to field goals and sacked Derek Carr for a safety as SMU (7-6) built a 22-0 halftime lead and never looked back.

The Mustangs also returned two interceptions for touchdowns, giving them eight for the season to tie the NCAA record set last year by Southern Miss. Hayden Greenbauer picked off Carr and returned it 83 yards with 1:14 left, the final blow to a miserable night for the Bulldogs (9-4).

SMU had seven sacks, the most Fresno State has given up all year.

Garrett Gilbert was effective with his arm and his legs, running for a 17-yard touchdown for the first score of the game and throwing a perfect strike to Darius Johnson for a 21-yard score to answer the Bulldogs' only touchdown. He rushed for 98 yards on 18 carries and threw for 212 yards.

But this game was decided by the Mustangs' defense, with Hunt leading the way. He was voted the game's MVP.

Fresno State, which had averaged just over 47 points in its last five games, was held scoreless in the first half for the first time in two years, and Carr was too busy running for his life to get the Bulldogs into any kind of offensive rhythm.

The Mustangs were playing in a school-record fourth straight bowl game since ending a 25-year drought dating to its infamous NCAA death penalty. They have won three of those bowl games, twice as big underdogs to explosive offenses -- a 45-10 win over Nevada in 2009 and against Fresno State, both in the Hawai'i Bowl.

Hunt, who won the Junior World Championships in Beijing in 2006 in the shot put and discus, came to SMU to work on athletics and earned a scholarship when coaches took one look at him, and saw his 4.7 time in the 40-yard dash. He set an NCAA record this year by blocking his 10th field goal.

His speed made all the difference in his final college game as Hunt zipped around tackles and harassed Carr all night. Carr finished with 362 yards on 33-of-54 passing. The 10 points were the fewest Fresno State has scored since a 20-10 loss to Boise State this year.

The Bulldogs hardly looked like a team averaging 488 yards a game. Carr spent more time on his back than stepping into throws as the Mustangs' defensive front -- particularly Hunt -- was overwhelming.

SCORING SUMMARY

1st Quarter

None

2nd Quarter

SMU14:07 Gilbert, G. 17 yd run (Hover, Chase kick)
SMU12:16 Hover, Chase 30 yd field goal
SMU10:50 Hunt, Margus safety
SMU 5:24 Line, Zach 8 yd run (Hover, Chase kick)
SMU 1:37 Hover, Chase 48 yd field goal

3rd Quarter

FS 10:21 Adams, Davante 6 yd pass from Carr, Derek (Breshears, Quentin kick)
SMU 7:01 Johnson, Darius 21 yd pass from Gilbert, G. (Hover, Chase kick)

4th Quarter

FS 13:21 Breshears, Quentin 32 yd field goal
SMU 9:05 Reed, Taylor 69 yd interception return (Hover, Chase kick)
SMU 1:14 Greenbauer, H. 83 yd interception return (Hover, Chase kick)

INDIVIDUAL LEADERS

Rushing (Att-Yards-TD) -- Fresno State-Robbie Rouse (13-22-0); Isaiah Burse (1-3-0). SMU-G. Gilbert (18-98-0); Zach Line (19-71-0).

Passing (Cmp-Yards-TD) -- Fresno State-Derek Carr (33-362-1). SMU-G. Gilbert (14-212-2).

Receiving (Rec-Yards-TD) -- Fresno State-Davante Adams (13-144-1); Greg Watson (5-48-0); Robbie Rouse (5-29-0); Isaiah Burse (4-89-0). SMU-D. Thompson (5-82-0); Austin Fuller (4-84-0); Darius Johnson (3-40-0).

Punting (Att-Yards-Avg) -- Fresno State-Andrew Shapiro (6-228-38.0). SMU-Mike Loftus (5-179-35.8).

Sacks By (No-Yards) -- Fresno State-Shawn Plummer (1-2); Tristan Okpalaugo (1-5); Jeremiah Toma (1-12); Tyeler Davidson (1-1); Donavon Lewis (1-4). SMU-Ja'Gared Davis (2-25); Margus Hunt (2-12); Taylor Reed (1-1); B. Henderson (1-7); S. Sanders (1-8).

Leading Tacklers (Solo-Asst.-Total) -- Fresno State-Derron Smith (7-0-7); Shawn Plummer (6-0-6); Donavon Lewis (6-0-6); L.J. Jones (5-1-6). SMU-Taylor Reed (9-0-9); Jay Scott (6-1-7); Ja'Gared Davis (5-1-6).

TEAM STATISTICS

	Bulldogs	Mustangs
First Downs	21	15
Total Net Yards	346	381
Rushing (Att-Yards)	22-(-16)	37-169
Passing (C-A-I-Yards)	55-33-2-362	28-14-2-212
Sacks By-Yards	5-24	7-53
Punting	6-38.0	5-35.8
Fumbles-Lost	2-2	1-0
Penalties-Yards	3-15	3-15
Time of Possession	26:41	33:19

MOST VALUABLE PLAYERS



Davante Adams
Fresno State



Magnus Hunt
SMU



2013

DECEMBER 24, 2013
ALOHA STADIUM (29,106)

	1	2	3	4	OT	Final
Boise State (5-4)	3	3	7	10	-	23
Oregon State (7-6)	17	14	7	0	-	38

HONOLULU – Rashaad Reynolds and Oregon State made the most of their final chance to stop a costly losing streak. Reynolds returned two fumbles for touchdowns, helping the Beavers beat Boise State 38-23 in the Sheraton Hawai'i Bowl.

Biletnikoff Award-winner Brandin Cooks grabbed eight balls for 60 yards and a touchdown. He extended his Pac-12 single-season record to 128 receptions and broke the conference record for yards receiving with 1,730, passing Southern California's Marqise Lee.

Sean Mannion threw for 259 yards and a touchdown, giving him a Pac-12-record 4,662 yards passing for the season.

Oregon State kept Boise State (8-5) out of the end zone until the third quarter, well after the Beavers had opened a big lead.

Reynolds had his first fumble recovery about 12 minutes into the game when Scott Crichton stripped Boise State quarterback Grant Hedrick in the end zone. The ball popped forward to the 3-yard line, where Reynolds picked it up and ran it in.

Reynolds tacked on another fumble return in the second quarter on his way to game MVP honors. Troy Ware caught a 6-yard pass near the sideline for Boise State, but Larry Scott punched the ball out as Ware was falling to the ground. Reynolds picked it up and ran 70 yards to the end zone.

Matt Miller led Boise State with 11 catches for 206 yards and a touchdown, with most of the production coming after the game was decided. Miller, who set a school record with 88 catches this season, was the Broncos' MVP for the game.

Boise State's most successful drive came in the third quarter after Oregon State went 94 yards and scored a touchdown to make it 38-6. The Broncos responded with a nine-play, 76-yard drive spent partially in a hurry-up offense. Jay Ajayi took a shotgun handoff from Hedrick and ran up the middle for a 1-yard TD.

Oregon State finished with 454 total yards, averaging 6.8 per play. Storm Woods had 16 carries for 108 yards and a touchdown, and Terron Ward had a 9-yard TD run.

Hedrick threw for 382 yards and a touchdown, closing out a difficult stretch for the Broncos (8-5).

SCORING SUMMARY

1st Quarter

OSU 12:49 Romaine, Trevor 27 yd field goal
BSU 8:07 Goodale, Dan 24 yd field goal
OSU 4:15 Cooks, Brandin 2 yd pass from Mannion, Sean (Romaine, Trevor kick)
OSU 2:52 Reynolds, R. 3 yd fumble recovery (Romaine, Trevor kick)

2nd Quarter

BSU 13:38 Goodale, Dan 42 yd field goal
OSU 7:46 Reynolds, R. 70 yd fumble recovery (Romaine, Trevor kick)
OSU 2:54 Ward, Terron 9 yd run (Romaine, Trevor kick)

3rd Quarter

OSU 7:58 Woods, Storm 5 yd run (Romaine, Trevor kick)
BSU 4:32 Ajayi, Jay 1 yd run (Goodale, Dan kick)

4th Quarter

BSU 9:19 Miller, Matt 85 yd pass from Hedrick Grant (Goodale, Dan kick)
BSU 2:51 Goodale, Dan 33 yd field goal

INDIVIDUAL LEADERS

Rushing (Att-Yards-TD) – Boise State-Jay Ajayi (23-97-1); Devan Demas (2-23-0); Grant Hedrick (11-20-0). Oregon State-Storm Woods (16-107-1); Terron Ward (9-54-1); Brandin Cooks (4-29-0).

Passing (Cmp-Yards-TD) – Boise State-Grant Hedrick (32-382-1). Oregon State-Sean Mannion (24-259-1).

Receiving (Rec-Yards-TD) – Boise State-Matt Miller (11-206-1); Kirby Moore (7-74-0); Jay Ajayi (6-33-0). Oregon State-Brandin Cooks (8-60-1); Connor Hamlett (4-35-0); R. Mullaney (3-52-0).

Punting (Att-Yards-Avg) – Boise State-Sean Wale (2-106-53.0). Oregon State-Keith Kostol (3-116-38.7).

Sacks By (No-Yards) – Oregon State-Jabral Johnson (1-2); Sean Martin (1-5); Ryan Murphy (1-1); Devon Kell (1-4); Scott Crichton (1-3).

Leading Tacklers (Solo-Ast-Total) – Boise State-Jeremy Ioane (8-2-10); Corey Bell (8-1-9). Oregon State-Jabral Johnson (7-5-12); T. Zimmerman (7-4-11); Sean Martin (8-2-10); R. Reynolds (8-2-10).

TEAM STATISTICS

	Broncos	Beavers
First Downs	28	22
Total Net Yards	538	454
Rushing (Att-Yards)	38-156	33-195
Passing (C-A-I-Yards)	32-34-0-382	24-34-1-259
Sacks By-Yards	0-0	5-16
Punting	2-53.0	3-38.7
Fumbles-Lost	2-2	0-0
Penalties-Yards	7-52	8-70
Time of Possession	30:14	29:46

MOST VALUABLE PLAYERS



Matt Miller
Boise State



Rashaad Reynolds
Oregon State



2014

DECEMBER 24, 2014
ALOHA STADIUM (25,365)

	1	2	3	4	OT	Final
Fresno State (6-8)	3	3	0	0	-	6
Rice (8-5)	16	0	7	7	-	30

HONOLULU – Two touchdown passes in a span of 19 seconds were all Driphus Jackson needed to give Rice the spark it needed in the Hawai'i Bowl.

The defense took it from there.

Jackson had his best game of the year by passing for 318 yards and three touchdowns, and Rice set a Hawai'i Bowl record by holding Fresno State without a touchdown Wednesday night in a 30-6 victory that completed a remarkable turnaround for the Owls.

Rice senior running back Jayson Carter – all 4 feet, 9 inches of him – had his second career carry for 2 yards. The walk on, who has a genetic disorder that hinders his growth, had worked with the scout team for three years before making his college debut with a 1-run gain in a win against Utah in October 2013.

Even though Rice dominated early, it was tied at 3 early in the first quarter when Jackson was perfect on a fly route to Dennis Parks down the left sideline for a 53-yard gain that led to his 14-yard touchdown pass to Jordan Taylor.

Brian Burrell's deep throw was intercepted on Fresno State's next play from scrimmage, and Jackson then slightly underthrew a deep ball to Mario Hull, who came back for the catch and eluded two defenders to complete a 69-yard touchdown.

Fresno State (6-8), the only team with a losing record to play a bowl game this year, broke its Hawai'i Bowl record for fewest points. Fresno State scored 10 points two years ago in a lopsided loss to SMU. It was the fewest points Fresno State scored all season.

The Bulldogs lost to Rice for the first time – they had a 6-0 edge from their old WAC days – and dropped their sixth consecutive bowl game.

Rice piled up 463 yards and held Fresno State to 93 yards passing, well below the Bulldogs' season average of 238 yards. Brian Burrell was 10 of 20 for 44 yards and didn't complete a pass longer than 8 yards.

The Owls were coming off a 76-31 loss to Louisiana Tech in which they gave up 677 yards in a game that decided the West division of Conference USA. They redeemed themselves against the Bulldogs.

SCORING SUMMARY

1st Quarter

RU 10:32 Hairston, J. 21 yd field goal
FS 2:16 Kroening, K. 44 yd field goal
RU 0:23 Taylor, J. 14 yd pass from Jackson, D. (kick failed)
RU 0:04 Hull, M. 69 yd pass from Jackson, D. (Hairston, J. kick)

2nd Quarter

FS 8:53 Kroening 40 yd field goal

3rd Quarter

RU 6:18 Parks, D. 40 yd pass from Jackson, D. (Hairston, J. kick)

4th Quarter

RU 10:07 Dillard, D. 1 yd run (Hairston, J. kick)

INDIVIDUAL LEADERS

Rushing (Att-Yards-TD) – Fresno State-Marteze Waller (15-76-0); Josh Quezada (12-52-0); Brian Burrell (9-32-0). Rice-Jowan Davis (13-46-0); Luke Turner (6-42-0); Driphus Jackson (13-41-0).

Passing (Cmp-Yards-TD) – Fresno State-Brian Burrell (10-44-0); Zack Greenlee (7-49-0). Rice-Driphus Jackson (15-318-3).

Receiving (Rec-Yards-TD) – Fresno State-Josh Harper (4-25-0); Greg Watson (4-14-0). Rice-Dennis Parks (5-109-1); Jordan Taylor (5-61-1); Mario Hull (3-82-1); Darik Dillard (2-57-0).

Punting (Att-Yards-Avg) – Fresno State-Garret Swanson (6-261-43.5). Rice-James Farrimond (8-324-40.5)

Sacks By (No-Yards) – Fresno State-Karl Mickelsen (1-7); Tobenna Okeke (0.5-3); Davison, Tyler Davison (0.5-4). Rice-Dylan Klare (2-6); Zach Patt (1-9); Alex Lyons (1-9).

Leading Tacklers (Solo-Ast.-Total) – Fresno State-Karl Mickelsen (9-2-11); Ejiro Ederaine (7-4-11); Derron Smith (7-0-7); Charles Washington (6-1-7); Rice-Alex Lyons (8-0-8); Julius White (7-1-8); Brian Nordstrom (6-0-6); Bryce Callahan (6-0-6).

TEAM STATISTICS

	Bulldogs	Owls
First Downs	15	16
Total Net Yards	255	463
Rushing (Att-Yards)	42-162	40-137
Passing (C-A-I-Yards)	17-38-2-93	16-26-0-326
Sacks By-Yards	2-14	4-24
Punting	6-43.5	8-40.5
Fumbles-Lost	1-0	0-0
Penalties-Yards	1-15	12-100
Time of Possession	27:45	32:15

MOST VALUABLE PLAYERS



Karl Mickelsen
Fresno State



Driphus Jackson
Rice



Brian Nordstrom
Rice



2015

DECEMBER 24, 2015
ALOHA STADIUM (22,793)

	1	2	3	4	OT	Final
San Diego St (11-3)	14	7	7	14	-	42
Cincinnati (7-6)	0	0	0	7	-	7

HONOLULU – San Diego State fullback Dakota Gordon does a lot more than just block for the Aztecs. He showed it in the Hawai'i Bowl and ended up with the most valuable player award.

Gordon caught a touchdown pass and ran for another score to help San Diego State rout Cincinnati 42-7 at Aloha Stadium.

The Aztecs (11-3) won their final 10 games to match the longest winning streak in school history.

San Diego State rushed for 207 yards, topping the 200-yard mark for the 10th consecutive game, and finished with 336 yards of total offense. Donnell Pumphrey, the Mountain West offensive player of the year, had 99 yards on 25 carries. He threw a 16-yard touchdown pass to Gordon and had a 1-yard scoring run early in the fourth quarter. Gordon also had a 1-yard TD run and finished with four catches for 58 yards.

Pumphrey finished the season with 1,653 rushing yards and Chase Price had 1,008 to become the first Aztecs teammates to run for more than 1,000 yards in a season.

Rashaad Penny, the Mountain West special teams player of the year, returned the opening kickoff 100 yards for a touchdown and broke the Hawai'i Bowl record for the longest return.

Redshirt freshman Christian Chapman went 8 of 11 for 113 yards with one touchdown and did not have an interception in his second straight start in place of starter Maxwell Smith.

The Aztecs led 14-0 after the first quarter, the ninth time this season they held an opponent scoreless in the opening quarter.

Cornerback Damontae Kazeem had his eighth interception of the season to set up Pumphrey's 16-yard halfback-option pass to Gordon that made it 21-0 late in the first half.

Defensive lineman Alex Barrett had the third interception of Cincinnati quarterback Hayden Moore in the fourth quarter and returned it 43 yards for a score with 9:04 to play. Moore, a redshirt freshman, went 19 of 30 for 202 yards in his third career start in place of junior Gunner Kiel, who did not make the trip.

The Bearcats (7-6) finally got on the board on Mike Boone's 1-yard run with 3:21 remaining.

It was tied the largest margin of victory in the 14-year history of the Hawai'i Bowl.

SCORING SUMMARY

1st Quarter

SDSU 14:45 Penny, R. 100 yd kickoff return (Hageman, D. kick)
 SDSU 9:08 Holder, M. 14 yd pass from Chapman, C. (Hageman, D. kick)

2nd Quarter

SDSU 2:02 Gordon, D. 16 yd pass from Pumphrey, D. (Hageman, D. kick)

3rd Quarter

SDSU 5:14 Gordon, D. 1 yd run (Hageman, D. kick)

4th Quarter

SDSU 11:29 Pumphrey, D. 2 yd run (Hageman, D. kick)
 SDSU 9:04 Barrett, A. 43 yd interception return (Hageman, D. kick)
 CIN 3:21 Boone, M. 1 yd run (Gantz, A. kick)

INDIVIDUAL LEADERS

Rushing (Att-Yards-TD) – San Diego State-Donnell Pumphrey (25-99-1); Chase Price (13-68-0); Chrisitan Chapman (5-20-0). Cincinnati-Hosey Williams (9-50-0); Mike Boone (8-32-1); Tion Green (10-32-0).

Passing (Cmp-Yards-TD) – San Diego State-Christian Chapman (8-113-1); Donnell Pumphrey (1-16-1). Cincinnati-Hayden Moore (19-202-0).

Receiving (Rec-Yards-TD) – San Diego State-Dakota Gordon (4-58-1); Mikah Holder (1-14-1). Cincinnati-Max Morrison (7-84-0); Alex Chisum (4-38-0); Chris Moore (1-47-0).

Punting (Att-Yards-Avg.) – San Diego State-Tanner Blain (4-137-34.2). Cincinnati-Sam Geraci (6-292-48.7)

Sacks By (No-Yards) – San Diego State-Kyle Kelley (3.5-25); Calvin Munson (0.5-3). Cincinnati-Mark Wilson (1-2).

Leading Tacklers (Solo-Ast.-Total) – San Diego State-Na'im McGee (8-1-9); Kameron Kelly (7-2-9); Kyle Kelley (6-3-9). Cincinnati-Zach Edwards (7-0-7); Leviticus Payne (6-0-6).

TEAM STATISTICS

	Aztecs	Bearcats
First Downs	22	15
Total Net Yards	336	279
Rushing (Att-Yards)	52-207	32-77
Passing (C-A-I-Yards)	9-12-0-129	19-31-3-202
Sacks By-Yards	4-28	1-2
Punting	4-34.2	6-48.7
Fumbles-Lost	0-0	0-0
Penalties-Yards	4-31	10-110
Time of Possession	35:34	24:26

MOST VALUABLE PLAYERS



Dakota Gordon
San Diego State



Zach Edwards
Cincinnati



2016

DECEMBER 24, 2016
ALOHA STADIUM (23,175)

	1	2	3	4	OT	Final
Hawai'i	14	21	10	7	-	52
Middle Tennessee	14	7	7	7	-	35

HONOLULU – Hawai'i has already come quite a ways in one season under coach Nick Rolovich, and that culminated in snapping a decade-long skid.

Dru Brown threw for 274 yards and four touchdowns and Hawai'i overcame an early deficit to beat Middle Tennessee 52-35 in the Hawai'i Bowl.

The Rainbow Warriors (7-7) amassed 500 yards of total offense and their highest-scoring output this season to end on a three-game winning streak. The Christmas Eve victory marks their first bowl win since 2006, an unlikely end to a season that began with losses in three of the first four games under Rolovich.

Brown completed 20 of 30 passes without an interception. He had a 2-yard touchdown run and was sacked just once.

Tight end Metuisela Unga caught two of Brown's scoring strikes, an 18-yarder in the first quarter for Hawai'i's first score and a 12-yarder late in the third.

Diocemy Saint Juste ran for 170 yards on 25 carries.

Hawai'i turned three Middle Tennessee turnovers into 21 points. It fell behind 14-0 just over 5 minutes into the game, but scored the next 28 points and never relinquished the lead.

Brent Stockstill started at quarterback for the Blue Raiders (8-5) after missing the last three games with a broken collarbone. He finished 30 of 51 passing for 432 yards. Stockstill threw four touchdown passes – two to Richie James – and was intercepted twice.

James caught nine passes for 175 yards. It was his 14th game of 100 or more receiving yards in his career. Middle Tennessee posted 542 yards of total offense.

Hawai'i took a 35-21 lead into halftime.

The Blue Raiders have now lost their last four bowl games. It was their 10th appearance in a bowl game in program history and the sixth in the FBS era. Their last postseason win came in the 2009 New Orleans Bowl, when they defeated Southern Miss 42-32.

The Rainbow Warriors improved to 6-5 overall in bowl games and 4-3 in the Hawai'i Bowl in their first postseason appearance since losing to Tulsa 62-35 in the 2010 Hawai'i Bowl. It is their first bowl win since beating Arizona State 41-24 in the 2006 edition of the Hawai'i Bowl.

SCORING SUMMARY

1st Quarter

MT	12:09	Mathers, I. 20 yd run (Rooker, C. kick)
MT	9:46	James, R. 51 yd pass from Stockstill, B. (Rooker, C. kick)
UH	4:09	'Unga, M. 18 yd pass from Brown, D. (Sanchez, R. kick)
UH	2:39	Lakalaka, S. 1 yd run (Sanchez, R. kick)

2nd Quarter

UH	11:43	Brown, D. 2 yd run (Sanchez, R. kick)
UH	7:30	Henderson, T. 68 yd interception return (Sanchez, R. kick)
MT	1:41	Lee, T. 3 yd pass from Stockstill, B. (Rooker, C. kick)
UH	0:22	Kemp, M. 39 yd pass from Brown, D. (Sanchez, R. kick)

3rd Quarter

UH	9:46	Sanchez, R. 23 yd field goal
MT	7:51	Andrews, D. 10 yd pass from Stockstill, B. (Rooker, C. kick)
UH	1:15	'Unga, M. 12 yd pass from Brown, D. (Sanchez, R. kick)

4th Quarter

MT	10:09	Lee, T. 13 yd pass from Stockstill, B. (Rooker, C. kick)
UH	3:31	Collie, D. 4 yd pass from Brown, D. (Sanchez, R. kick)

INDIVIDUAL LEADERS

Rushing (Att-Yards-TD) – MT-I'Tavius Mathers (12-57-1); Richie James (6-39-0); Brent Stockstill, (3-8-0). Hawai'i-Diocemy Saint Juste (25-170-0); Paul Harris (4-31-0); Dru Brown (9-23-1); Steven Lakalaka (2-1-1).

Passing (Cmp-Yards-TD) – MT-Brent Stockstill (30-432-4). Hawai'i-Dru Brown (20-274-4); Makoa Camanase-Stevens (1-21-0).

Receiving (Rec-Yards-TD) – MT-Ty Lee (10-100-2); Richie James (8-162-1); Dennis Andrews (4-58-1); I'Tavius Mathers (4-44-0). Hawai'i-John Ursua (6-120-0); Dylan Collie (4-17-1); Marcus Kemp (3-64-1); Metuisela 'Unga (3-54-2).

Punting (Att-Yards-Avg.) – MT-Matt Bonadies (3-134-44.7). Hawai'i-Rigoberto Sanchez (3-137-45.7).

Sacks By (No-Yards) – MT-Darius Harris (1-4). Hawai'i-Ikem Okeke (1-3).

Leading Tacklers (Solo-Ast.-Total) – MT-Darius Harris (7-2-9); Jeremy Cutrer (7-0-7); Chris Melton (5-1-6). Hawai'i-Jahlani Tavai (6-5-11); Jalen Rogers (4-4-8); Damien Packer (4-3-7).

TEAM STATISTICS

	Blue Raiders	Warriors
First Downs	29	18
Total Net Yards	542	500
Rushing (Att-Yards)	23-110	42-205
Passing (C-A-I-Yards)	30-51-2-432	21-31-0-295
Sacks By-Yards	1-3	1-4
Punting	3-44.7	3-45.7
Fumbles-Lost	2-1	0-0
Penalties-Yards	9-90	11-114
Time of Possession	23:24	36:36

MOST VALUABLE PLAYERS



Dru Brown
Hawai'i



Richie James
Middle Tennessee



2017

DECEMBER 24, 2017
ALOHA STADIUM (20,546)

	1	2	3	4	OT	Final
Fresno State (10-4)	0	13	7	13	-	33
Houston (7-5)	7	3	10	7	-	27

HONOLULU – Marcus McMaryion threw for a career-best 342 yards and Jimmy Camacho made four field goals to help Fresno State beat Houston 33-27 in the Hawai'i Bowl.

The Oregon State-transfer completed 33 of 48 passes to tie the Hawai'i Bowl record for completions set by Hawai'i's Colt Brennan against Arizona State in 2006 and also matched by Fresno State's Derek Carr against SMU in 2012.

The Bulldogs (10-4) had their first 10-win season in five years and completed the biggest turnaround in FBS this season. They went 1-11 last year and became just the second team in FBS history to go from double-digit losses one season to double-digit wins the next.

Camacho attempted six field goals, with makes of 27, 38, 26 and 33 yards, but missed a 56-yarder in the second quarter – which would have been a career long – and had a 24-yard try blocked and returned for a TD in the third quarter. Camacho broke the Hawai'i Bowl record for field goals.

Fresno State finished with 480 yards of total offense to Houston's 341.

Defensive tackle Ed Oliver, the first underclassman to win the Outland Trophy, had his first career carry – a 1-yard touchdown run – to cap Houston's (7-5) first scoring drive in the first quarter.

Camacho lined up a 24-yard field goal attempt late in the third quarter, but it was blocked by Houston's Jeremy Winchester and returned 94 yards for a touchdown by Alexander Myres.

The Bulldogs took the lead for good on Camacho's 26-yard FG with 13:57 left to play and stretched the lead to 26-20 with his 33-yarder with six minutes remaining.

Jaron Bryant's 44-yard interception return for a TD off a deflection with 3:49 wrapped up the win. D'Eriq King's pass was batted up in the air by defensive end Robert Stanley and fell into the hands of Bryant, who maneuvered his way along the left sideline for the score.

KeeSean Johnson caught eight passes for 95 yards for Fresno State and went over the 1,000-yard mark for the season. Steven Dunbar, one of two senior receivers for Houston, had seven receptions for 168 yards.

McMaryion and Dunbar were selected as the game's most valuable players for each team.

SCORING SUMMARY

1st Quarter

HOU 11:35 Oliver, E. 1 yd run (Novikoff, C. kick)

2nd Quarter

FS 14:13 McMaryion, M. 1 yd run (Camacho, J kick)

FS 9:45 Camacho, J. 27 yd field goal

HOU 7:17 Novikoff, C. 31 yd field goal

FS 0:00 Camacho, J. 38 yd field goal

3rd Quarter

HOU 7:57 Novikoff, C. 31 yd field goal

FS 4:21 McMaryion, M. 6 yd run (Camacho, J. kick)

HOU 2:54 Myres, A. 94 yd blocked FG return (Novikoff, C. kick)

4th Quarter

FS 13:56 Camacho, J. 26 yd field goal

FS 6:00 Camacho, J. 33 yd field goal

FS 3:49 Bryant, J. 44 yd interception return (Camacho, J. kick)

HOU 0:45 Bonner, L. 2 yd pass from King, D. (Novikoff, C. kick)

INDIVIDUAL LEADERS

Rushing (Att-Yards-TD) – FS-Josh Hokit (11-64); Marcus McMaryion (9-50-2); Jordan Mims (8-18); Ronnie Rivers (6-7); Da'Mari Scott (1-2); Dejonte O'Neal (1- -3). HOU-D'Eriq King (9-38); Duke Catalon (11-16); Mulbah Car (7-16); John Leday (1-3); Ed Oliver (1-1-1); Linell Bonner (1- -2).

Passing (Cmp-Yards-TD) – FS-Marcus McMaryion (33-342-0); Josh Hokit (0-0-0). HOU-D'Eriq King (23-269-1).

Receiving (Rec-Yards-TD) – FS-Keesea Johnson (8-95-0); Jared Rice (6-84-0); Jamire Jordan (6-80-0); Da'Mari Scott (4-23-0). HOU-Steven Dunbar (10-197-0); Linell Bonner (7-39-1); Courtney Lark (4-30-0)

Punting (Att-Yards-Avg.) – FS-Blake Cusick (3-137-45.7). HOU-Dane Roy (5-217-43.4)

Sacks By (No-Yards) – FS-Tobenna Okeke (1-6); Robert Stanley (1-4). HOU-Matthew Adams (1-7).

Leading Tacklers (Solo-Ast-Total) – FS-Jeff Allison (8-5-13); Mike Bell (6-1-7); George Helmuth (6-0-6); Tobenna Okeke (3-2-5). HOU-Matthew Adams (9-3-12); Alexander Myres (7-2-9); Terre Williams (5-4-9)

TEAM STATISTICS

	Bulldogs	Cougars
First Downs	26	17
Total Net Yards	473	341
Rushing (Att-Yards)	39-131	30-72
Passing (C-A-I-Yards)	33-49-1-342	23-43-1-269
Sacks By-Yards	2-10	1-7
Punting	3-45.7	5-43.4
Fumbles-Lost	1-1	1-1
Penalties-Yards	7-52	6-44
Time of Possession	33:18	26:42

MOST VALUABLE PLAYERS



Marcus McMaryion
Fresno State



Steven Dunbar
Houston



2018

DECEMBER 22, 2018
ALOHA STADIUM (30,911)

	1	2	3	4	OT	Final
Hawai'i (8-6)	0	7	0	7	-	14
Louisiana Tech (8-5)	3	0	21	7	-	31

HONOLULU — Skip Holtz felt the need to refocus his players after they spent the better part of a week in paradise.

The sixth-year Louisiana Tech coach dressed down his team one night before the bowl game and it certainly appeared to pay off. J'Mar Smith threw a touchdown pass and ran for another score in a big third quarter to lead Louisiana Tech to a 31-14 win over Hawai'i in the SoFi Hawai'i Bowl.

The Bulldogs (8-5) rallied from a 7-3 halftime deficit to secure their fifth bowl victory in as many seasons, a program first.

Defensive end Jaylon Ferguson had 2 1/2 sacks to become the NCAA's career leader. He set the record when he dropped Hawai'i quarterback Chevan Cordeiro for a 2-yard loss late in the third quarter. His 45 career sacks broke the previous mark set by Arizona State's Terrell Suggs.

Smith threw for 285 yards on 19-of-31 passing with an interception. He tossed a 58-yard touchdown to Jaqwis Dancy and scored on a 4-yard run that was part of a 21-point third quarter.

Louisiana Tech took the lead for good on Israel Tucker's 5-yard TD run with 10:27 left in the third.

Hawai'i played without wide receiver John Ursua, who leads the nation with 16 touchdown catches. Ursua, sidelined with an undisclosed injury, was ruled out just minutes before the start of the game.

The Bulldogs had a Hawai'i Bowl-record nine sacks, four by Willie Baker. Amik Robertson had two of their three interceptions. It was the most sacks allowed in a game by Hawai'i.

The Rainbow Warriors (8-6) were just 2 of 14 on third down and got penalized 12 times for 140 yards.

Hawai'i is 6-6 in bowl games and 4-4 in the Hawai'i Bowl. While the Rainbow Warriors were denied their second Hawai'i Bowl victory in three seasons, they still improved by five wins from last year's 3-9 record and finished with the program's first winning season since 2010.

The Bulldogs entered with the 28th-best pass defense in the country, allowing just 193.6 yards per game. They held Hawai'i's ninth-ranked passing offense to 168 yards, well below its average of 321.2 yards.

SCORING SUMMARY

1st Quarter

LT 1:08 Hale, B. 24 yd field goal

2nd Quarter

UH 8:20 Sharsh, J. 24 yd pass from Cordeiro, C. (Meskell, R. kick)

3rd Quarter

LT 10:27 Tucker, I. 5 yd run (Hale, B. kick)

LT 4:44 Dancy, J. 58 yd pass from Smith, J. (Hale, B. kick)

LT 0:55 Smkith, J. 4 yd run (Hale, B. kick)

4th Quarter

UH 6:14 Armstrong-Brown, M. 7 yd pass from McDonald, C. (Meskell, R. kick)

LT 3:45 McKnight, K. 39 yd run (Hale, B. kick)

INDIVIDUAL LEADERS

Rushing (Att-Yards-TD) – LT-Jaqwis Dancy (15-57); Israel Tucker (10-44); K. McKnight (2-38); J'Mar Smith (7-21); Alfred Smith (1-16); Praise Korie (1- -5). UH-Fred Holly III (9-57); Dayton Furuta (3-9); Genta Ito (2-8); Miles Reed (1-4); Chevan Cordeiro (7- -9); Cole McDonald (10- -11).

Passing (Cmp-Yards-TD) – LT-J'Mar Smith (19-285). UH-Cole McDonald (10-85-1); Chevan Cordeiro (7-83-1).

Receiving (Rec-Yards-TD) – LT-Teddy Veal 8-107; Adrian Hardy 6-93; Jaqwis Dancy 2-63; Alfred Smith 2-14; Israel Tucker 1-8. UH-Marcus Armstrong-Brown 7-59; Jason-Mathew Sharsh 5-67; Cedric Byrd 3-31; Genta Ito 1-6; Dayton Furuta 1-5.

Punting (Att-Yards-Avg.) – LT-Davan Dyer (3-127-42.3). UH-Stan Gaudion (7-292-41.7); Ben Scruton (2-67-33.5).

Sacks By (No-Yards) – LT-Willie Baker (4-32); Jaylon Ferguson (2.5-6); Charles Adeola (1-4); Collin Scott (1-1); J. Andrews (0.5-3).

Leading Tacklers (Solo-Ast-Total) – LT-L'Jarius Sneed (5-0-5); Willie Baker (5-0-5); Jaylon Ferguson (4-1-5); UH-Solomon Matautia (7-3-10); Zeno Choi (5-2-7); Blessman Ta'ala (3-3-6).

TEAM STATISTICS

	Bulldogs	Warriors
First Downs	21	17
Total Net Yards	453	226
Rushing (Att-Yards)	38-168	32-58
Passing (C-A-I-Yards)	19-31-1-285	17-34-3-168
Sacks By-Yards	9-46	3-17
Punting	4-31.8	9-39.9
Fumbles-Lost	2-2	1-0
Penalties-Yards	9-99	12-140
Time of Possession	30:37	29:23

MOST VALUABLE PLAYERS



Kendall Hune
Hawai'i



Jaylon Ferguson
Louisiana Tech



2019

DECEMBER 24, 2019
ALOHA STADIUM (21,582)

	1	2	3	4	OT	Final
Hawai'i (10-5)	14	17	0	7	-	38
BYU (7-6)	7	17	7	3	-	34

HONOLULU – Hawai'i coach Nick Rolovich had this SoFi Hawai'i Bowl all figured out, except for the details.

He told his players there would be times when beating BYU seemed out of reach, but he wanted them to expect to win the game in the fourth quarter. And that's what happened with a 38-34 victory at Aloha Stadium for the Rainbow Warriors' first win over the Cougars since 2001.

Rolovich just couldn't have scripted how it would happen.

Hawai'i scored 31 points by halftime against a BYU defense that had given up more than 30 points in a game once this season, on the road against Washington. The Warriors were blanked so badly in the second half they didn't even get into the red zone until their final possession.

And then, Cole McDonald took them 71 yards in three plays, capping off a magnificent Christmas Eve with a 24-yard touchdown pass to Nick Mardner with 1 minute, 17 seconds remaining.

Khoury Bethley grabbed his second interception of the game – and the season – to stop BYU's final chance and give Hawai'i only its sixth 10-win season in school history and the first since 2010.

McDonald finished with 493 yards passing and four touchdowns, taking him over 4,000 yards for the season. He constantly burned the BYU secondary with the deep ball, and he was at his best at the end.

BYU (7-6) took its only lead of the game on a 20-yard field goal early in the fourth quarter. The Cougars had a chance to run out the clock until Zach Wilson was hurried and threw incomplete on third-and-2 which gave Hawai'i one final opportunity.

McDonald had an idea about what the defense was trying to do, and he manipulated the safety by looking right before coming back to the left to find Mardner alone for a 38-yard gain down the left sideline. On the next play, he found Mardner on a post and led him perfectly. Those were the only two catches Mardner had for the game.

Rolovich played for Hawai'i in 2001 when it most recently beat BYU, back when both were in the Western Athletic Conference. This was the first time they had met in a bowl game, with Hawai'i (10-5) designated the visiting team on its home field.

SCORING SUMMARY

1st Quarter

UH 7:32 Smart, J. 7 yd pass from McDonald, C. (Meskell, R. kick)
UH 4:55 Smart, J. 40 yd pass from McDonald, C. (Meskell, R. kick)
BYU 0:54 Katoa, L. 1 yd run (Oldroyd, J. kick)

2nd Quarter

UH 13:33 McDonald, C. 1 yd run (Meskell, R. kick)
BYU 9:42 Wilson, Z. 1 yd run (Oldroyd, J. kick)
UH 5:50 Meskell, R. 46 yd field goal
BYU 3:16 Simon, M. 11 yd run (Oldroyd, J. kick)
UH 1:16 Sharsh, J. 18 yd pass from McDonald, C. (Meskell, R. kick)
BYU 0:18 Oldroyd, J. 37 yd field goal

3rd Quarter

BYU 11:58 Wilson, Z. 2 yd run (Oldroyd, J. kick)

4th Quarter

BYU 14:37 Oldroyd, J. 20 yd field goal
UH 1:17 Mardner, N. 24 yd pass from McDonald, C. (Meskell, R. kick)

INDIVIDUAL LEADERS

Rushing (Att-Yards-TD) – BYU-Allgeier, Tyler (8-77); Wilson, Zach (14-72-2); Katoa, Lopini (11-51-1); Hifo, Aleva (3-12); Simon, Micah (1-11-2); Milne, Dax (1-6); Wake, Masen (1-2); Esukpa, E. (1-0). UH-Reed, Miles (10-17); Sharsh, Jason-M (1-3); Byrd II, Cedric (1-2); Furuta, Dayton (1-1); Cordeiro, C. (1- -7); McDonald, Cole (11- -10-1).

Passing (Cmp-Yards-TD) – BYU-Wilson, Zach (24-274). UH-McDonald, Cole (28-46-4-93).

Receiving (Rec-Yards-TD) – BYU-Bushman, Matt 6-91; Simon, Micah 5-56; Hifo, Aleva 5-44; Milne, Dax 3-54; Shumway, Talon 3-22; Katoa, Lopini 2-7. UH-Ward, JoJo 7-159; Smart, Jared 7-142-2; Sharsh, Jason-M 7-90-1; Byrd II, Cedric 3-29; Mardner, Nick 2-62-1; Victor, Lincoln 1-6; Reed, Miles 1-5.

Punting (Att-Yards-Avg.) – BYU-Oldroyd, Jake (4-165-41.2).

UH-Scruton, Ben (4-172-43.0), Gaudion, Stan (2-81-40.5).

Sacks By (No-Yards) – BYU-Nwigwe, JJ (2-18); Dawe, Zac (1-10); Mahe, Atunaisa (1-7); Fonua, Kavika (1-1); UH-Thomas, Derek (1-3).

Leading Tacklers (Solo-Ast-Total) – BYU-Kaufusi, Isaiah (6-1-7); Warner, Troy (5-1-6); Fonua, Kavika (4-1-5). UH-Bethley, Khoury (10-0-10); Thomas, Derek (8-1-9); Ford, Eugene (6-1-7).

TEAM STATISTICS

	Cougars	Warriors
First Downs	29	19
Total Net Yards	505	495
Rushing (Att-Yards)	40-231	27-2
Passing (C-A-I-Yards)	24-41-2-274	28-47-0-493
Sacks By-Yards	5-36	1-3
Punting	4-41.2	6-42.2
Fumbles-Lost	2-1	0-0
Penalties-Yards	2-20	6-59
Time of Possession	30:31	29:29

MOST VALUABLE PLAYERS



Cole McDonald
Hawai'i



Zach Wilson
BYU



INDIVIDUAL RECORDS

Most Touchdowns Responsible For

- 5 Cole McDonald (Hawai'i), 2019 (4 pass, 1 rush)
- 5 Dru Brown (Hawai'i), 2016 (4 pass, 1 rush)
- 5 Jimmy Clausen (Notre Dame), 2008 (5 pass)
- 5 Colt Brennan (Hawai'i), 2006 (5 pass)
- 5 Timmy Chang (Hawai'i), 2004 (4 pass, 1 rush)
- 5 Timmy Chang (Hawai'i), 2003 (5 pass)

Most Touchdowns Scored

- 3 Shawnbrey McNeal (SMU), 2009
- 3 Golden Tate (Notre Dame), 2008
- 3 Robert Hubbard (Nevada), 2005
- 3 Brandon Marshall (UCF), 2005
- 3 Kevin Smith (UCF), 2005
- 3 Chad Owens (Hawai'i), 2004
- 3 Jackie Battle (Houston), 2003
- 3 Jason Rivers (Hawai'i), 2003

Most Yards Total Offense

- 574 Colt Brennan (Hawai'i), 2006
- 483 Cole McDonald (Hawai'i), 2019
- 467 Kyle Padron (SMU), 2009
- 440 Brent Stockstill (Middle Tennessee), 2016
- 439 Timmy Chang (Hawai'i), 2003
- 437 Bryant Moniz (Hawai'i), 2010
- 420 Darrel Hackney (UAB), 2004
- 402 Timmy Chang (Hawai'i), 2004
- 395 Jimmy Clausen (Notre Dame), 2008
- 392 Marcus Maryion (Fresno State), 2017

Longest Runs

- 78 Kevin Smith (UCF), 2005 *
- 68 Chris Johnson (East Carolina), 2007*
- 67 Damaris Johnson (Tulsa), 2010*
- 64 Ryan Torain (Arizona State), 2006
- 59 B.J. Mitchell (Nevada), 2005
- 49 Robert Hubbard (Nevada), 2005
- 45 Lampford Mark (Nevada), 2011*
- 45 Charles Clay (Tulsa), 2010
- 41 Marteze Waller (Fresno State), 2014
- 41 Jamal Woodyard (Southern Miss), 2011

Most Rushing Attempts

- 30 Mewelde Moore (Tulane), 2002
- 29 Lampford Mark (Nevada), 2011
- 29 Kevin Smith (UCF), 2005
- 28 Chris Johnson (East Carolina), 2007
- 25 Diocemy Saint Juste (Hawai'i), 2016
- 25 Donnel Pumphrey (San Diego State), 2015

Most Yards Gained Rushing

- 224 Chris Johnson (East Carolina), 2007
- 202 Kevin Smith (UCF), 2005
- 183 Lampford Mark (Nevada), 2011
- 178 B.J. Mitchell (Nevada), 2005
- 170 Diocemy Saint Juste (Hawai'i), 2016
- 160 Ryan Torain (Arizona State), 2006
- 126 Robert Hubbard (Nevada), 2005
- 124 Jackie Battle (Houston), 2003
- 116 Mewelde Moore (Tulane), 2002

Highest Average Per Rush (min. 9 carries)

- 8.9 Ryan Torain (Arizona State), 2006 (18 for 160)
- 8.4 Robert Hubbard (Nevada), 2005 (23 for 178)
- 8.0 Chris Johnson (Boise State), 2007 (28 for 223)
- 7.7 B.J. Mitchell (Nevada), 2005 (15 for 128)
- 7.0 Kevin Smith (UCF), 2005 (29 for 202)

Most Rushing Touchdowns

- 3 Shawnbrey McNeal (SMU), 2009
- 3 Kevin Smith (UCF), 2005
- 3 Robert Hubbard (Nevada), 2005
- 3 Jackie Battle (Houston), 2003
- 2 6x, last by Marcus McMaryion (Fresno State), 2017

Longest Pass Plays

- 85 Grant Hedrick (Boise State) to Matt Miller, 2013
- 81 Kevin Kolb (Houston) to Vincent Marshall, 2003*
- 79 Colt Brennan (Hawai'i) to Jason Rivers, 2006*
- 74 Timmy Chang (Hawai'i) to Jason Rivers, 2004*
- 71 Kyle Padron (SMU) to Cole Beasley, 2009
- 69 Driphus Jackson (Rice) to Mario Hull, 2014*
- 69 Jimmy Clausen (Notre Dame) to Golden Tate, 2008*
- 67 Garrett Gilbert (SMU) to Austin Fuller, 2012
- 64 Timmy Chang (Hawai'i) to Jeremiah Cockheran, 2003
- 62 G.J. Kinne (Tulsa) to Trae Johnson, 2010

Most Pass Attempts

- 54 Derek Carr (Fresno State), 2012
- 54 Darrell Hackney (UAB), 2004
- 51 Brent Stockstill (Middle Tennessee), 2016
- 48 Marcus McMaryion (Fresno State), 2017
- 47 Bryant Moniz (Hawai'i), 2010
- 46 Cole McDonald (Hawai'i), 2019
- 46 Timmy Chang (Hawai'i), 2004

Most Pass Completions

- 33 Derek Carr (Fresno State), 2012
- 33 Marcus McMaryion (Fresno State), 2017
- 33 Colt Brennan (Hawai'i), 2006
- 32 Grant Hedrick (Boise State), 2013
- 32 Kyle Padron (SMU), 2009
- 31 Darrell Hackney (UAB), 2004
- 31 Timmy Chang (Hawai'i), 2004

Most Yards Passing

- 559 Colt Brennan (Hawai'i), 2006
- 493 Cole McDonald (Hawai'i), 2019
- 475 Timmy Chang (Hawai'i), 2003
- 460 Kyle Padron (SMU), 2009
- 432 Brent Stockstill (Middle Tennessee), 2016
- 417 Darrell Hackney (UAB), 2004
- 411 Bryant Moniz (Hawai'i), 2010
- 405 Timmy Chang (Hawai'i), 2004
- 401 Jimmy Clausen (Notre Dame), 2008
- 382 Grant Hedrick (Boise State), 2013

Most Passing Touchdowns

- 6 Colt Brennan (Hawai'i), 2006
- 5 Jimmy Clausen (Notre Dame), 2008
- 5 Timmy Chang (Hawai'i), 2003
- 4 Cole McDonald (Hawai'i), 2019
- 4 Dru Brown (Hawai'i), 2016
- 4 Brent Stockstill (Middle Tennessee), 2016
- 4 Timmy Chang (Hawai'i), 2004

Most Passes Intercepted

- 4 Bryant Moniz (Hawai'i), 2010
- 3 Hayden Moore (Cincinnati), 2015
- 2 7x, last by Zach Wilson (BYU), 2019

Highest Completion Percentage (min. 10 att.)

- .846 Jimmy Clausen (Notre Dame), 2008 (22-26)
- .786 Colt Brennan (Hawai'i), 2006 (33-42)
- .780 Kyle Padron (SMU), 2009 (32-41)
- .727 Christian Chapman (San Diego State), 2015 (8-11)
- .727 Grant Hedrick (Boise State), 2013 (32-44)
- .727 Sean Mannion (Oregon State), 2013 (24-33)

Most Receptions

- 14 Jason Rivers (Hawai'i), 2006
- 13 Greg Salas (Hawai'i), 2010
- 13 Davante Adams (Fresno State), 2012
- 11 Jason Rivers (Hawai'i), 2004
- 11 Caleb Spencer (Nevada), 2005
- 11 Brandon Marshall (UCF), 2005
- 11 Matt Miller (Boise State), 2013

Most Yards Receiving

- 308 Jason Rivers (Hawai'i), 2006#
- 214 Greg Salas (Hawai'i), 2010
- 210 Brandon Marshall (UCF), 2005
- 206 Matt Miller (Boise State), 2013
- 197 Steven Dunbar (Houston), 2017
- 177 Golden Tate (Notre Dame), 2008
- 176 Aldrick Robinson (SMU), 2009
- 162 Richie James (Middle Tennessee), 2016
- 162 Jeremiah Cockheran (Hawai'i), 2003
- 159 JoJo Ward (Hawai'i), 2019

Most Receiving Touchdowns

- 3 Golden Tate (Notre Dame), 2008
- 3 Brandon Marshall (UCF), 2005
- 3 Jason Rivers (Hawai'i), 2003
- 2 9x, last by Jared Smart (Hawai'i), 2019

Most Field Goals

- 4 Jimmy Camacho (Fresno State), 2017
- 3 Dan Goodale (Boise State), 2013
- 3 Matt Prater (UCF), 2005
- 2 9x, last by Jake Oldroyd (BYU), 2019

Longest Field Goals

- 48 Danny Hrapmann (Southern Miss), 2011
- 48 Chase Hover (SMU), 2012
- 47 Matt Prater (UCF), 2005
- 46 Ryan Meskell (Hawai'i), 2019
- 46 Matt Prater (UCF), 2005
- 44 Kody Kroening (Fresno State), 2014
- 44 Jesse Ainsworth (Arizona State), 2006

Longest Punts

- 73 Mat McBriar (Hawai'i), 2002
- 61 Sam Geraci (Cincinnati), 2015
- 61 Matt Dodge (East Carolina), 2007
- 59 Sean Wale (Boise State), 2013
- 59 Brad Langley (SMU), 2009
- 59 Mat McBriar (Hawai'i), 2002

Most Punts

- 9 Jake Hurst (Nevada), 2011
- 8 Jame Farimond (Rice), 2014
- 8 Peter Boehme (Southern Miss), 2011
- 7 Stan Gaudion (Hawai'i), 2018
- 7 Matt Dodge (East Carolina), 2007
- 6 8x, last by Sam Geraci (Cincinnati), 2015

Highest Average Per Punt (min. 5 punts)

- 53.8 Mat McBriar (Hawai'i) (5 for 269), 2002
- 48.7 Sam Geraci (Cincinnati) (6 for 292), 2015
- 46.6 Jimmy McClary (Houston) (5 for 233), 2003
- 44.5 Brad Langley (Nevada) (6 for 267), 2009
- 44.2 Michael Such (Tulsa) (6 for 265), 2010

Longest Punt Returns

- 60 Chad McCullar (Houston), 2003
- 60 Lynarias Elpheage (Tulane), 2002*
- 59 Chad Owens (Hawai'i), 2004 *
- 56 Lynarias Elpheage (Tulane), 2002
- 52 Aleva Hifo (BYU), 2019

Most Punt Returns

- 5 Chad Owens (Hawai'i), 2004
- 4 Emmanuel Sanders (SMU), 2009
- 4 Clifton Herbert (Hawai'i), 2003
- 4 Lynaris Elpheage (Tulane), 2002

Most Punt Return Yards

- 143 Lynaris Elpheage (Tulane), 2002
- 97 Aleva Hifo (BYU), 2019
- 90 Chad Owens (Hawai'i), 2004

- 83 Chad McCullar (Houston), 2003
- 3 Darius Johnson (SMU), 2012

Longest Kickoff Returns

- 100 Rashaad Penny (San Diego State), 2015*
- 96 Armando Allen (Notre Dame), 2008*
- 89 Austin Smith (Boise State), 2007*
- 61 Jeremy Hester (Southern Miss), 2011
- 55 Justin Tryon (Arizona State), 2006

Most Kickoff Returns

- 6 Chris Johnson (East Carolina), 2007
- 5 7x, last by Lincoln Victor (Hawai'i), 2019

Most Kickoff Return Yards

- 173 Austin Smith (Boise State), 2007
- 153 Chris Johnson (East Carolina), 2007
- 126 Mike Ball (Nevada), 2009
- 116 Jeremy Hester (Southern Miss), 2011
- 116 Armando Allen (Notre Dame), 2008

Longest Interception Returns

- 83 Hayden Greenbauer (SMU), 2012*
- 69 Taylor Reed (SMU), 2012*
- 68 Trayvon Henderson (Hawai'i), 2016*
- 54 John Flanders (Tulsa), 2010*
- 54 Cumelius Arnick (Tulsa), 2010*

Most Interceptions

- 2 Khoury Bethley (Hawai'i), 2019
- 2 Amik Robertson (Louisiana Tech), 2018
- 2 Sean Alston (Fresno State), 2012
- 2 Cumelius Arnick (Tulsa), 2010
- 1 by many

Most Interception Return Yards

- 106 Cumelius Arnick (Tulsa), 2010
- 83 Hayden Greenbauer (SMU), 2012
- 69 Taylor Reed (SMU), 2012
- 68 Trayvon Henderson (Hawai'i), 2016
- 54 John Flanders (Tulsa), 2010

Most All-Purpose Yards

- 408 Chris Johnson (East Carolina), 2007#
- 326 Damaris Johnson (Tulsa), 2010
- 308 Jason Rivers (Hawai'i), 2006
- 208 Greg Salas (Hawai'i), 2010
- 206 Richie James (Middle Tennessee), 2016

Most Total Tackles

- 16 Roosevelt Cooks (Nevada), 2005
- 14 J.M. Johnson (Nevada), 2011
- 13 Jeff Allison (Fresno State), 2017
- 12 Matthew Adams (Houston), 2017
- 12 Jabral Johnson (Oregon State), 2013
- 12 Leonard Peters (Hawai'i), 2003
- 11 7x, last by Jahlani Tavai (Hawai'i), 2016

Most Sacks

- 4.0 Willie Baker (Louisiana Tech), 2018
- 3.5 Kyle Kelley (San Diego State), 2015
- 3.0 Shawn Jackson (Tulsa), 2010
- 2.5 Jaylon Ferguson (Louisiana Tech), 2018
- 2.0 by many

Most Tackles-For-Loss

- 5.0 Willie Baker (Louisiana Tech), 2018
- 4.5 Cordarro Law (Southern Miss), 2011
- 4.0 Eddie McRay (Houston), 2003
- 4.0 Laanui Correa (Hawai'i), 2002
- 3.5 Kyle Kelley (San Diego State), 2015
- 3.5 Karl Mickelsen (Fresno State), 2014

Most PBUs

- 4 Kelvin Millhouse (Hawai'i), 2003

- 3 Joe Garcia (Nevada), 2005
- 3 Jeremy Bryant (Hawai'i), 2010
- 3 Abraham Elimimian (Hawai'i), 2002

Most Fumble Recoveries

- 2 Rashaad Reynolds (Oregon State), 2013
- 1 by many

Most Blocked Kicks

- 2 Abraham Elimimian (Hawai'i), 2002
- 1 Scheyenne Sanitoa (Hawai'i), 2018
- 1 Jeremy Winchester (Houston), 2017
- 1 Brian Nordstrom (Rice), 2014
- 1 Tim Green (Southern Miss), 2011
- 1 Sergio Brown (Notre Dame), 2008
- 1 Melila Purcell (Hawai'i), 2004

* resulted in touchdown
denotes NCAA Bowl record

TEAM RECORDS

Most Yards Total Offense

- 680 Hawai'i 2006
- 641 Hawai'i 2003
- 623 Nevada 2005
- 590 UAB 2004
- 555 UCF 2005

Most Plays

- 90 UAB 2004
- 88 Fresno State 2017
- 88 Houston 2003
- 85 Hawai'i 2003
- 83 Hawai'i 2010
- 83 Nevada 2005
- 83 Tulane 2002

Fewest Yards Total Offense

- 226 Hawai'i 2018
- 255 Fresno State 2014
- 279 Cincinnati 2015
- 313 Nevada 2011
- 314 Nevada 2009

Fewest Plays

- 62 Notre Dame 2008
- 62 Arizona State 2006
- 63 Cincinnati 2015
- 63 Tulsa 2010
- 63 Nevada 2009
- 63 Hawai'i 2008
- 63 Hawai'i 2004

Most Yards Total Offense Both Teams

- 1178 Nevada (623), UCF (555) 2005
- 1158 Hawai'i (641), Houston (517) 2003
- 1081 Hawai'i (550), Tulsa (531) 2010
- 1079 UAB (590), Hawai'i (489) 2004
- 1071 Hawai'i (680), Arizona State (391) 2006

Most Plays, Both Teams

- 173 Houston (88), Hawai'i (85) 2003
- 163 Nevada (83), UCF (80) 2005
- 161 Fresno State (88), Houston (73) 2017
- 157 Tulane (83), Hawai'i (74) 2002
- 155 BYU (81), Hawai'i (74) 2019
- 155 Southern Miss (82), Nevada (73) 2011

Fewest Yards Total Offense Both Teams

- 615 San Diego State (336), Cincinnati (279) 2015
- 649 Southern Miss (336), Nevada (313) 2011
- 679 Louisiana Tech (453), Hawai'i (226) 2018
- 718 Rice (463), Fresno State (255) 2014
- 727 SMU (381), Fresno State (346) 2012

Fewest Plays, Both Teams

- 125 Hawai'i (63), Notre Dame (62) 2008
- 127 San Diego State (64), Cincinnati (63) 2015
- 128 SMU (65), Nevada (63) 2009
- 131 Hawai'i (69), Arizona State (62) 2006
- 135 Louisiana Tech (69), Hawai'i (66) 2018

Most Rushing Yards

- 369 Nevada 2005
- 322 East Carolina 2007
- 254 UCF 2005
- 231 BYU 2019
- 207 San Diego State 2015

Most Rushing Yards, Both Teams

- 623 Nevada (369), UCF (254) 2005
- 420 East Carolina (322), Boise State (98) 2007
- 367 Nevada (196), Southern Miss (171) 2011
- 351 Oregon State (195), Boise State (156) 2013
- 321 Arizona State (200), Hawai'i (121) 2006

Fewest Rushing Yards

- 16 Fresno State 2012
- 2 Hawai'i 2019
- 32 Hawai'i 2008
- 58 Hawai'i 2018
- 65 Notre Dame 2008

Fewest Rushing Yards, Both Teams

- 97 Notre Dame (65), Hawai'i (32) 2008
- 153 SMU (169), Fresno State (-16) 2012
- 203 Fresno State (131), Houston (72) 2017
- 211 Nevada (137), SMU (74) 2009
- 226 Louisiana Tech (168), Hawai'i (58) 2018

Most Rushing TDs

- 6 Nevada 2005
- 4 BYU 2019
- 4 Southern Miss 2009
- 4 East Carolina 2007
- 4 Houston 2003

Most Passing Yards

- 559 Hawai'i 2006
- 527 Hawai'i 2003
- 479 Hawai'i 2010
- 493 Hawai'i 2019
- 460 SMU 2009

Most Passing Yards, Both Teams

- 859 Hawai'i (527), Houston (332) 2003
- 822 Hawai'i (479), Tulsa (343) 2010
- 822 UAB (417), Hawai'i (405) 2004
- 767 Hawai'i (493), BYU (274) 2019
- 750 Hawai'i (559), Arizona State (191) 2006

Fewest Passing Yards

- 93 Fresno State 2014
- 117 Nevada 2011
- 129 San Diego State 2015
- 154 East Carolina 2007
- 165 Southern Miss 2011

Fewest Passing Yards, Both Teams

- 282 Southern Miss (165), Nevada (117) 2011
- 331 Cincinnati (202), San Diego State (129) 2015
- 419 Rice (328), Fresno State (93) 2014
- 424 Boise State (270), East Carolina (154) 2007
- 453 Louisiana Tech (285), Hawai'i (168) 2018

Most Attempts

- 56 Hawai'i 2010
- 55 Fresno State 2012
- 54 UAB 2004
- 52 Hawai'i 2002

51 Middle Tennessee 2016

Most Completions

33 Fresno State 2017
33 Fresno State 2012
33 Hawai'i 2006
32 Boise State 2013
32 SMU 2009
32 Hawai'i 2002

Most Passing TDs

5 Notre Dame 2008
5 Hawai'i 2006
5 Hawai'i 2003
4 Hawai'i 2019
4 Hawai'i 2016
4 Middle Tennessee 2016
4 Hawai'i 2004

Most Interceptions

5 Hawai'i 2010
3 Hawai'i 2018
3 Cincinnati 2015
2 7x, last by BYU 2019

Most Punts

9 Hawai'i 2018
9 Nevada 2011
8 Rice 2014
8 Southern Miss 2011
7 Hawai'i 2008
7 East Carolina 2007

Fewest Punts

1 Hawai'i 2006
2 Boise State 2013
3 7x, last by Fresno State 2017

Most Punt Returns

5 Hawai'i 2004
4 SMU 2009
4 Hawai'i 2003
4 Tulane 2002

Most Punt Return Yards

143 Tulane 2002
97 BYU 2019
90 Hawai'i 2003
83 Houston 2003

Most Kickoff Returns

11 Hawai'i # 2010
7 6x, last by Hawai'i 2019

Most Kickoff Return Yards

266 Boise State 2007
222 Hawai'i 2010
163 Hawai'i 2004
155 Nevada 2009
153 East Carolina 2007

denotes NCAA Bowl record

MISCELLANEOUS RECORDS

Most Points

62 Tulsa 2010
59 Hawai'i 2004
54 Hawai'i 2003
52 Hawai'i 2016
49 Notre Dame 2008
49 Nevada 2005

Most Points, Losing Team

48 Central Florida 2005

48 Houston 2003
40 UAB 2004
38 Boise State 2007
35 Middle Tennessee 2016
35 Hawai'i 2010

Most Points, Both Teams

102 Hawai'i (54) vs. Houston (48) 2003
99 Hawai'i (59) vs. UAB (40) 2004
97 Tulsa (62) vs. Hawai'i (35) 2010
97 Nevada (49) vs. UCF (48) 2005
87 Hawai'i (52) vs. Middle Tennessee(35) 2016

Fewest Points

6 Fresno State 2014
7 Cincinnati 2015
10 Fresno State 2012
10 Nevada 2009
14 Hawai'i 2018

Fewest Points, Winning Team

24 Southern Miss 2011
30 Rice 2014
31 Louisiana Tech 2018
33 Fresno State 2017
36 Tulane 2002

Fewest Points, Both Teams

36 Rice (30) vs. Fresno State (6) 2014
41 Southern Miss (24) vs. Nevada (17) 2011
45 Louisiana Tech (31) vs. Hawai'i (14) 2018
49 San Diego State (42) vs. Cincinnati (7) 2015
53 SMU (43) vs. Fresno State (10) 2012

Most Points Scored - Half

38 Hawai'i (2nd) 2006
35 Hawai'i (1st) 2016
35 Tulsa (2nd) 2010
31 Hawai'i (1st) 2019
31 Oregon State (1st) 2013
31 SMU (1st) 2009
31 East Carolina (1st) 2007
31 Hawai'i (2nd) 2004

Most Points Scored - Half, Both Teams

56 Hawai'i (35), Middle Tennessee (21) - 1st 2016
56 Tulsa (35), Hawai'i (21) - 2nd 2010
55 Hawai'i (31), BYU (24) - 1st 2019
54 Hawai'i (28), UAB (26) - 1st 2004
52 Hawai'i (38), Arizona State (14) - 2nd 2006
48 Nevada (28), UCF (20) - 1st 2005
45 E. Carolina (31), Boise St. (14) - 1st 2007
45 Hawai'i (31), UAB (14) - 2nd 2004

Most Points Scored - Quarter

22 SMU (2nd) 2012
21 by many, last by Louisiana Tech (3rd)

Most Points Scored - Quarter, Both Teams

35 Tulsa (21), Hawai'i (14) - 3rd 2010
34 Hawai'i (17), BYU (17) - 2nd 2019
34 Hawai'i (21), UAB (13) - 1st 2004
31 Southern Miss (17), Nevada (14) - 2nd 2011
31 Hawai'i (17), Arizona State (14) - 4th 2006

Largest Margin of Victory

35 San Diego State (42-7) vs. Cincinnati 2015
35 SMU (45-10) vs. Nevada 2009
33 SMU (43-10) vs. Fresno State 2012
28 Notre Dame (49-21) vs. Hawai'i 2008
27 Tulsa (62-35) vs. Hawai'i 2010

Smallest Margin of Victory

1 Nevada (49-48) vs. UCF 2005
3 East Carolina (41-38) vs. Boise State 2007

4 Hawai'i (38-34) vs. BYU 2019
6 Fresno State (33-27) vs. Houston 2017
6 Hawai'i (54-48) vs. Houston 2003

Largest Attendance

45,718 (Notre Dame vs. Hawai'i) 2008
43,673 (Hawai'i vs. Tulsa) 2010
43,435 (Arizona State vs. Hawai'i) 2006
39,754 (UAB vs. Hawai'i) 2004
35,513 (Hawai'i vs. Tulane) 2002

Smallest Attendance

20,546 (Fresno State vs. Houston) 2017
21,582 (Hawai'i vs. BYU) 2019
22,793 (San Diego State vs. Cincinnati) 2015
23,175 (Hawai'i vs. Middle Tennessee) 2016
25,365 (Fresno State vs. Rice) 2014

Longest Game

4:23 Houston vs. Hawai'i 2003
4:10 Hawai'i vs. Tulane 2002
4:06 Hawai'i vs. UAB 2004
4:05 Nevada vs. UCF 2005
3:58 Hawai'i vs. BYU 2019

Shortest Game

3:03 San Diego State vs. Cincinnati 2015
3:23 Nevada vs. SMU 2009
3:23 Notre Dame vs. Hawai'i 2008
3:24 Fresno State vs. Rice 2014
3:24 Boise State vs. Oregon State 2013
3:24 Fresno State vs. SMU 2012

Overtime Games

3OT Hawai'i (54) vs. Houston (48) 2003
OT Nevada (49) vs. Central Florida (48) 2005

Most Appearances

9 Hawai'i (2002-04, '06, '08, '10, '16, '18, '19)
3 Nevada (2005, '09, '11)
3 Fresno State (2012, '14, '17)
2 Boise State (2007, '13)
2 Houston (2003, '17)

Team-by-Team Win/Loss Records

Team	App.	W	L	Pct.
Arizona State	1	0	1	.000
Boise State	2	0	2	.000
BYU	1	0	1	.000
Central Florida	1	0	1	.000
Cincinnati	1	0	1	.000
East Carolina	1	1	0	1.000
Fresno State	3	1	2	.333
Hawai'i	9	5	4	.556
Houston	2	0	2	.000
Louisiana Tech	1	1	0	1.000
Middle Tennessee	1	0	1	.000
Nevada	3	1	2	.333
Notre Dame	1	1	0	1.000
Oregon State	1	1	0	1.000
Rice	1	1	0	1.000
San Diego State	1	1	0	1.000
SMU	2	2	0	1.000
Southern Miss	1	1	0	1.000
Tulane	1	0	1	.000
Tulsa	1	1	0	1.000
UAB	1	0	1	.000

Conference Breakdown

Team	App.	W	L	Pct.
American Athletic	2	0	2	.000
Conference USA	12	8	4	.667
Independent	2	1	1	.500
Mountain West	8	4	4	.500
Pac-10/12	2	1	1	.500
Western Athletic	10	4	6	.400